

# 2022-2023 Washtenaw County Area Jewish Community Study

## Technical Appendices



**Jewish Federation**  
of Greater Ann Arbor

### Made possible with generous support from:



**The Harry and Jeanette  
Weinberg Foundation, Inc.**



### Research conducted by:

**Brandeis**

COHEN CENTER FOR  
MODERN JEWISH STUDIES  
STEINHARDT SOCIAL  
RESEARCH INSTITUTE



### Other participating organizations:

Ann Arbor Orthodox Minyan • Ann Arbor Reconstructionist Congregation • Chabad House of Ann Arbor  
Hebrew Day School of Ann Arbor • Jewish Communal Leadership Program at the University of Michigan  
Jewish Cultural Society • Pardes Hannah

# THE 2022-23 WASHTENAW COUNTY AREA JEWISH COMMUNITY STUDY: TECHNICAL APPENDICES

Janet Krasner Aronson  
Matthew A. Brookner  
Matthew Boxer  
Leonard Saxe  
Evan Herring-Nathan  
David Dutwin

With

Adina Bankier-Karp, Alicia Chandler, Vivian Jacobs, Daniella Levine, Adam Martin, Raquel Magidin  
de Kramer

© 2024 Brandeis University.

Maurice and Marilyn Cohen Center for Modern Jewish Studies [www.brandeis.edu/cmjs](http://www.brandeis.edu/cmjs)

The Cohen Center for Modern Jewish Studies (CMJS), founded in 1980, is dedicated to providing independent, high-quality research on issues related to contemporary Jewish life.

Recommended Citation:

Aronson, J.K., Brookner, M.A., Boxer, M., Saxe, L., Herring-Nathan, E., & Dutwin, D. (2024). *The 2022-23 Washtenaw County Area Jewish Community Study: Technical Appendices*. Waltham, MA: Cohen Center for Modern Jewish Studies, Brandeis University.

[www.brandeis.edu/cmjs/community-studies/ann-arbor-report.html](http://www.brandeis.edu/cmjs/community-studies/ann-arbor-report.html)

# TABLE OF CONTENTS

Appendix A. Methodology ..... A-1  
Appendix B. Analysis ..... B-1  
Appendix C. Study Instrument ..... C-1  
Appendix D. Codebook..... D-1  
Appendix E. Recruitment Material ..... E-1

# APPENDIX A. METHODOLOGY

## Sampling Frame Construction

The sampling frame was designed to encompass the Jewish population across the Greater Washtenaw County area including the city of Ann Arbor, the outskirts of Ann Arbor, and areas surrounding Washtenaw County.<sup>1</sup>

The sampling frame was constructed from two main sets of data sources: (1) combined, de-duplicated membership lists from nineteen Greater Washtenaw County Jewish organizations and (2) an extract from the U.S. Postal Service Computerized Delivery Sequence File (CDSF) to ensure broad coverage of the Jewish community in Greater Washtenaw County.

Both sets of data sources were used for the main sample. To be eligible for the main sample, a household needed to have a valid mailing address. Main sample households were eligible to be contacted by mail or email for recruitment for the survey. In addition, a supplemental sample contacted by email only was developed using organization list records with only email addresses available and not mailing addresses.

## Organization List Frame

In addition to utilizing databases available from the study's sponsoring organizations, the study team contacted a wide variety of organizations in the community and asked them to share their membership lists for inclusion in the study. Nineteen organizations participated representing a broad cross-section of the community, including synagogues, day schools, early childhood centers, cultural centers, community groups, social service agencies, and youth organizations.

There were 5,670 households on the organization list frame with mailing addresses available that were eligible for the main sample. An additional 984 records had email addresses available but no mailing addresses. These households were eligible for the supplemental email sample, but not the main sample.

## Address-Based Frame

To assure broad coverage of the Jewish community across Greater Washtenaw County, the study additionally conducted address-based sampling (ABS) from the aforementioned U.S. Postal Service CDSF. All addresses from the organization list frame were removed from the address-based frame. Households on the address-based frame were designated as either likely Jewish or not based on applying a predictive model with available vendor data for a first-stage sample, and different strata were formed for households predicted and not predicted as likely Jewish.<sup>2</sup> Details of the methodology are described in the following section on sample design.

---

<sup>1</sup> Brighton, Canton, Plymouth, and Belleville.

<sup>2</sup> Dutwin, D. (2021) Feedback Loop: Using Surveys to Build and Assess Registration-Based Sample Religious Flags for Survey Research. In *Big Data Meets Survey Science: A Collection of Innovative Methods* (Craig Hill, Paul Biemer, Trent Buskirk, Lilli Japac, Antje Kirchner, Stas Kolenikov, and Lars Lyberg, eds.) p. 537-557 Hoboken, NJ: Wiley.

A stratified sample design was employed for both portions of the frame to ensure representation of different population subgroups, to increase the likelihood of reaching Jewish households, and to assure broad coverage of the Greater Washtenaw County Jewish community.

### Organization List Sample Design

The organization list frame grouped lists and records within lists into two strata: those with both mailing address and email, and those with just an address. Ultimately, all available records in both strata were sampled with certainty in order to obtain sufficient numbers of completed interviews in the community.

Table A1 shows stratum sizes and number of cases sampled by stratum within the organization list frame. The stratum sizes reflect the number of households with mailing addresses available who were eligible for the main sample as well as cases with only email addresses available who were eligible for the supplemental sample. All available cases were sampled with certainty for either the main or supplemental sample.

**Table A1. Organization List Sample Design**

| <b>Stratum</b>     | <b>Number of Households Eligible for Main Sample<sup>a</sup></b> | <b>Number of Households with Only Email Addresses on Frame<sup>b</sup></b> | <b>Sample Size, Main Sample</b> | <b>Sample Size, Supplemental Sample</b> |
|--------------------|--|--|---------------------------------|---|
| List with Email    | 4,252  | 984  | 4,252                           | 984                                     |
| List without Email | 1,418  | 0  | 1,418                           | 0                                       |
| <b>Total</b>       | <b>5,670</b>   | <b>984</b>   | <b>5,670</b>                    | <b>984</b>                              |

<sup>a</sup>To be eligible for the main sample, households had to have a valid Greater Washtenaw County address on the sample frame.

<sup>b</sup>Supplemental sample cases were selected among cases with email addresses but no mailing addresses available from the sampling frame.

### Address-Based Sample Design

Address-based sampling<sup>3</sup> was conducted using a stratified sample design employed from the CDSF portion of the frame. The stratification scheme was based on (1) classifying census block groups by the estimated prevalence of Jewish households into *high*, *medium*, and *low* density of Jewish households; and (2) employing a predictive model to determine households' likelihood of having a Jewish adult.

First, the study team developed a measure related to Jewish density at the census block group-level. The study team chose census block groups as a small geographic unit for this as block groups are typically designed by the U.S. Census Bureau to have between 600 and 3,000 residents on average. Block groups were ranked by the percentage of households in the block group on the de-duplicated organization list frame. Then they were grouped into three categories of likely Jewish density: *high*, *medium*, and *low*.

---

<sup>3</sup> Harter, R., Battaglia, M. P., Buskirk, T. D., Dillman, D. A., English, N., Fahimi, M., Frankel, M. R., Kennel, T., McMichael, J.P., McPhee, C. P., Montaquila, J., Yancey, T., & Zukerberg, A. L. (2016). Address-based sampling. Prepared for AAPOR Council by the Task Force on Address-based sampling, Operating Under the Auspices of the AAPOR Standards Committee. <https://www.aapor.org/Education-Resources/Reports/Address-based-Sampling.aspx>

Households were additionally stratified based on classification from a predictive model as likely Jewish or not. For the address-based portion of the sample, NORC selected a first-stage sample of records from the CDSF stratified by the block group measure of Jewish density from among *high*, *medium*, and *low* Jewish density block groups. Households were matched with a large set of variables available from a vendor as well a block group-level data from the 2020 U.S. Census Bureau Planning Database.<sup>4</sup> The team then used gradient boosted machines<sup>5</sup> to estimate for each household the likelihood of having at least one Jewish adult using more than 1,200 variables across the data sources. Adults in each household were scored according to likelihood of being a Jewish household, and those above a cutoff were eligible for the predictive model stratum. Among 63,858 households selected for the first-stage sample, 2,368 were predicted as likely Jewish.

The address-based sample was ultimately stratified based on the combination of block group Jewish density classification and classification as predicted Jewish or not, with higher sampling rates for households predicted as Jewish and in higher density block groups. Due to the low incidence of the target population in medium/low density areas not predicted as likely Jewish, a large sample was required, with implementation of a cost-effective approach to contact this sample using email solicitations only, appending to the sample email addresses from a vendor. Out of 81,667 ABS medium/low density sampled cases, about 83.3% (68,038) of them were appended with an email address. Of these cases, 8 cases screened in and completed the survey.

Systematic sampling was used to draw an evenly distributed sample across Greater Washtenaw County within the combination of classification of predicted as likely Jewish or not, block group Jewish density classification, and region.

Table A2 presents details of the sample design from the address-based frame.

**Table A2. Address-Based Sample Design**

| <b>Stratum</b>   | <b>Stratum Size</b> | <b>Sample Size</b> |
|--|---------------------|--------------------|
| Predicted likely Jewish, high Jewish density areas       | 1,126               | 1,126              |
| Predicted likely Jewish, medium/low Jewish density areas | 1,242               | 621                |
| Remaining, high density Jewish areas                     | 20,674              | 10,417             |
| Remaining, medium/low density Jewish areas               | 308,242             | 68,038             |
| <b>Total</b>   | <b>331,284</b>      | <b>80,202</b>      |

## Survey Instrument and Data Collection

The survey instrument was designed in collaboration with the sponsoring organizations and informed by the input of community members. The questions were crafted to minimize potential bias and any burden on respondents. Where possible, questions, language, and definitions were adopted from previously published Jewish community survey questionnaires to support

<sup>4</sup> US Census Bureau. Census Planning Database. <https://www.census.gov/topics/research/guidance/planning-databases.2020.html>

<sup>5</sup> Yuan, J. “Package *xgboost*, Extreme Gradient Boosting.” <https://cran.r-project.org/web/packages/xgboost/xgboost.pdf>

comparability of estimates to other communities, while adapting many questions for the content needs for the Washtenaw County community.

The survey was designed and programmed for the web mode. Mail and email solicitations were sent inviting sampled cases to complete the survey online with an option to call NORC to complete an interview over the telephone. Phone prompting was also conducted for a subset of the list cases in November and December to encourage completion of the survey. Ultimately, three interviews were conducted over the phone.

The questionnaire was divided into two parts, a screener to determine eligibility for the survey and the survey itself for all respondents who screened in. The screener section was asked of all respondents to determine eligibility. Any household in the sample was considered eligible if it contained at least one adult aged 18 or older who lived in Washtenaw County for at least part of the year and considered himself or herself to be Jewish.

The screener portion had a Spanish response option for the web instrument. The main survey was available in English only. The survey typically took 19 to 35 minutes to complete with a median of 25 minutes.

## Sample Recruitment

Data collection ran from November 9, 2022, to January 31, 2023. Main sample members were contacted using differing materials based upon whether they were sampled from the organization list frame or the address-based frame.

The organization list sample was contacted using materials branded as “Washtenaw County Jewish Community Survey.” As these households were affiliated with Greater Washtenaw County Jewish organizations, the study team identified the purpose of the study as a Jewish community study sponsored by Ann Arbor and Washtenaw County Jewish organizations to encourage participation. Sampled cases were mailed an initial invitation letter with an access code to take the survey on the web with a \$1 incentive included. One week after mailing the letter, a thank you/reminder postcard was sent to list sample cases. For a portion of the list sample, an initial invitation email was sent to be timed with the arrival of the first letter with the link and access code to take the survey on the web. The remainder of the list sample received the invitation email a week after receiving the postcard. Throughout the data collection period, reminder emails were sent every one to two weeks until the end of the study period, varying language to recruit respondents. Additionally, in November and December telephone prompting was conducted for a subset of list sample up until that point.

The address-based sample was contacted using materials branded as “Washtenaw County Speaks! Community Survey” that discussed surveying sample members about issues facing Washtenaw County residents. The initial invitation letter included a link and access code for taking the survey on the web and no postcard reminder was sent to this group.

The supplemental sample from the organization list frame received similar emails to the main sample from the same frame but were not mailed letters and did not receive phone call reminders.

## Developing the Population Estimate through Data Synthesis

Since 2005, the American Jewish Population Project (AJPP) at the Steinhardt Social Research Institute (SSRI) has identified and collected hundreds of nationally representative surveys of the US population to produce estimates of the Jewish population in the United States, its states, metropolitan areas, and counties (or groups of counties). These estimates provide an independent, external reference for the basic demographic profile of the Jewish population. This population profile serves as a point of reference for the community as a whole and for those who conduct targeted surveys of the population and have no frame of reference for evaluating the representativeness of their survey sample. Details of the methods are reported elsewhere.<sup>6</sup>

The data synthesis method demonstrates how an auxiliary data source can be constructed to provide independent, census-like estimates of the size and characteristics of the adult Jewish by religion (JBR) population in the U.S. at the county level.<sup>7</sup> These estimates of the adult JBR population may then be used to generate new post-stratification weights. These new post-stratification weights are then applied to the targeted study of the Jewish population.

### Summary of Data

The full sample of surveys in the AJPP dataset consists of data from surveys of nationally representative random samples of the adult population in the U.S. conducted between 1997 and 2022. The dataset includes surveys identified in major data repositories, such as the Inter-university Consortium for Political and Social Research (ICPSR) and the American Religion Data Archive (ARDA), as well as in poll archives at the Roper Center, Gallup, and Pew Research Center. Surveys include Pew Political and social surveys, Gallup Daily Tracking poll, the Cooperative Congressional Election Study (CCES), and other surveys. The dataset includes more than 1,400 independent samples and a total combined sample size of more than 4.3 million respondents, of whom over 100,000 identify as Jewish by religion. Where a single survey included multiple sampling methods or frames (e.g., landline versus cellphone), each is treated as a separate independent sample, with unique identifiers to indicate series membership.<sup>8</sup> For surveys that included oversamples, only the representative portion of the samples were included in the analyses.

---

<sup>6</sup> Tighe, E., et al. 2021. AJPP Technical Report 2020: ZIP Code-Based Jewish Population Estimates. American Jewish Population Project, Mar. 2021. <https://ajpp.brandeis.edu/documents/2020/AJPPTechnicalReport2020.pdf>; Saxe, L., & Tighe, E. (2013). Estimating and understanding the Jewish population in the United States. *Contemporary Jewry*, 33, 43-62; Tighe, E., Livert, D., Barnett, M., & Saxe, L. 2010. Cross-survey analysis to estimate low-incidence religious groups. *Sociological Methods & Research*, 39, 56-82; Tighe, E., Saxe, L., Kadushin, C., Magidin de Kramer, R., Nursahedov, B., Aronson, J., & Cherny, L. 2011. *Estimating the Jewish population of the United States: 2000-2010*. Waltham, MA: Steinhardt Social Research Institute, Brandeis University; Tighe, E., Saxe, L., Magidin de Kramer, R., & Parmer, D. 2013. *American Jewish population estimates: 2012*. Waltham, MA: Steinhardt Social Research Institute, Brandeis University.

<sup>7</sup> Tighe et al., *American Jewish population estimates: 2012*. Saxe, Leonard & Tighe, Elizabeth & Boxer, Matthew. 2014. Measuring the Size and Characteristics of American Jewry: A New Paradigm to Understand an Ancient People. Magidin de Kramer, R., Tighe, E., Saxe, L., & Parmer, D. 2018. Assessing the Validity of Data Synthesis Methods to Estimate Religious Populations. *Journal for the Scientific Study of Religion*, 57(2), 206-220.

<sup>8</sup> Series identification is included in the dataset to be able to examine differences across surveys that can be accounted for by survey series.



All of the surveys in the sample provide data on those who identify as Jewish by religion (JBR), which is the largest proportion of the Jewish population and therefore serves as the baseline group for generating population estimates. A smaller number of surveys include assessment of religious upbringing or parents' religious/ethnic identification, or non-religious Jewish identification (for instance, “Do you consider yourself Jewish?”) in addition to current religious affiliation.<sup>9</sup>

A custom analysis was conducted to provide estimates of the adult Jewish population for the 2022-23 Washtenaw County Area Jewish Community Study. The analysis includes data from a subset of 277 national samples that were conducted between the years 2015 and 2022. The subset sample includes 16,080 respondents, from which 2,758 were from ZIP Codes that correspond to the Washtenaw County Area Jewish Community Study target area (see description of the Washtenaw County Area Jewish Community Study target area below). In addition to religious identification, all of the surveys in the custom analysis include the following baseline demographic information for respondents: gender, race, educational attainment, age, and ZIP Code.

## Modeling

The Washtenaw County Area Jewish Community Study target area is comprised of 35 ZIP Codes. The lowest level of geography available for analysis was the ZIP Code of the respondent. For the purpose of analysis, ZIP Codes were converted to ZIP Code Tabulation Areas (ZCTAs). There were too few observations within ZCTAs to reliably estimate single ZCTAs. ZCTAs were, therefore, clustered into two regions (ZCTA clusters) based on their proximity, population density, and Jewish population incidence<sup>10</sup>. To improve the Bayesian model estimation, five additional ZCTA cluster areas in Michigan were included in the model. In addition, for modeling purposes, the seven ZCTA clusters were nested into four ‘hyper-clusters’ based on prior information of Jewish incidence such that ZCTA clusters expected to be low or near zero Jewish population were grouped separately from areas expected to be high in Jewish incidence.

The model includes seven categories of age (18-24; 25-34; 35-44; 45-54; 55-64; 65-74, 75+), two categories of race and ethnicity (Non-Hispanic white / Other), two categories of sex (Male / Female), two categories of educational attainment (Non-College / College), and three categories of population density (<1,000; 1,000-1,999; 2,000+ people per square mile).

The model is displayed below, where the outcome variable,  $y_i$ , represents the Jewish identification of the respondent (yes/no), for  $i = 1, \dots$ , total number of respondents.

---

<sup>9</sup> Currently there are too few surveys of representative samples of all U.S. adults that include alternative methods of Jewish identification. Thus, the present analyses focus on the JBR population only.

<sup>10</sup> Tighe, E., et al. 2021. AJPP Technical Report 2020: ZIP Code-Based Jewish Population Estimates. American Jewish Population Project. <https://ajpp.brandeis.edu/documents/2020/AJPPTechnicalReport2020.pdf>. See chapter 5 for additional information on ZIP Code clusters.

$$\Pr(y_i = 1) = \text{logit}^{-1}(\beta_0 + \alpha_{j[i]}^{\text{edu}} + \alpha_{k[i]}^{\text{race-ethn}} + \alpha_{l[i]}^{\text{age}} + \alpha_{m[i]}^{\text{sex}} + \alpha_{n[i]}^{\text{popdens}} + \alpha_{o[i]}^{\text{geo}} + \alpha_{l,j[i]}^{\text{age.edu}} + \gamma_{p[o]}^{\text{hclust}})$$

$\alpha_j^{\text{edu}} \sim N(0, \sigma_{\text{edu}}^2)$  for  $j = 1, 2$  categories of educational attainment

$\alpha_k^{\text{race-eth}} \sim N(0, \sigma_{\text{race-eth}}^2)$  for  $k = 1, 2$  categories of race – eth

$\alpha_l^{\text{age}} \sim N(0, \sigma_{\text{age}}^2)$  for  $l = 1, \dots, 7$  categories of age

$\alpha_m^{\text{sex}} \sim N(0, \sigma_{\text{sex}}^2)$  for  $m = 1, 2$  categories of sex

$\alpha_n^{\text{popdens}} \sim N(0, \sigma_{\text{popdens}}^2)$  for  $n = 1, 2, 3$  categories of population density

$\alpha_o^{\text{geo}} \sim N(0, \sigma_{\text{zclust}}^2)$  for  $o = 1, \dots, 7$  of geographical areas (ZCTA clusters)

$\alpha_{l,j}^{\text{age.edu}} \sim N(0, \sigma_{\text{age.edu}}^2)$  for  $l, j = 1, \dots, 14$  categories of age.edu

$\gamma_p^{\text{hclust}} \sim N(0, \sigma_{\text{hyclust}}^2)$  for  $p = 1, \dots, 4$  of hyper – clusters

The model was fit using the Bayesian software Stan (Stan Development Team, 2020) in R using the rstan package 11. Preliminary multilevel logistic regressions were run using the lme4 package for R12 .

Definitions of final regions for the population estimates:

Washtenaw County Area – High Jewish Population:

48103 48104 48105 48106 48107 48108 48109 48113 48130 48178 48198

Washtenaw County Area – Low Jewish Population:

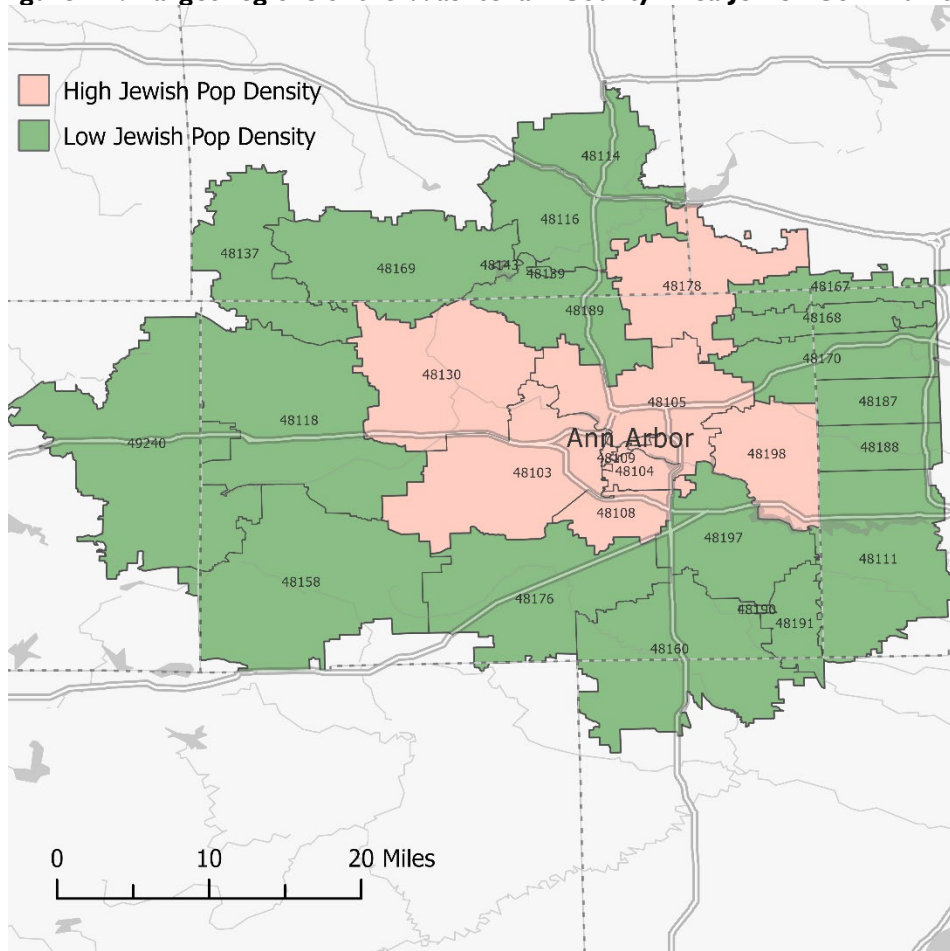
48111 48112 48114 48115 48116 48118 48137 48139 48143 48158 48160 48167 48168 48169 48170 48175  
48176 48187 48188 48189 48190 48191 48197 49240

---

<sup>11</sup> R Core Team 2020. R: A Language and Environment for Statistical Computing. <https://www.R-project.org>; Stan Development Team. 2020. “RStan: the R interface to Stan.” R package version 2.21.2, <http://mc-stan.org/>.

<sup>12</sup> Bates D, Mächler M, Bolker B, Walker S. 2015. “Fitting Linear Mixed-Effects Models Using lme4.” Journal of Statistical Software, 67(1), 1–48. doi: 10.18637/jss.v067.i01.

**Figure A1. Target regions of the Washtenaw County Area Jewish Community Study**



### Jewish Population Estimates

Results from the model provide overall population estimates as well as estimates of the distribution of Jews by demographic characteristics for the two regions in the Washtenaw County target area.

The overall estimate of the adult population who identify as Jewish by religion in the Washtenaw County target area is 12,800 (CI: 10,100 - 15,900) corresponding to 2.3% (CI: 1.8% - 2.8%) of the adult population in the same area. The distributions within the adult Jewish population varied by age, education, gender and race as well as by geography. Table A3 presents this information.

**Table A3. 2022-23 Washtenaw County Area - Population estimates for Jewish adults**

|   | All adults <sup>a</sup> | Jewish adults <sup>b</sup> |           |        |         |          |
|---|-------------------------|----------------------------|-----------|--------|---------|----------|
|   | Pop.                    | Percentage (CI)            |           | Pop.   | CI: Low | CI: High |
| <b>Washtenaw County Area</b>                  | 569,100                 | 2.3                        | (1.8,2.8) | 12,800 | 10,100  | 15,900   |
| <b>Age</b>                                    |                         |                            |           |        |         |          |
| 18-24 years                                   | 89,300                  | 3.9                        | (2.5,5.5) | 3,500  | 2,300   | 4,900    |
| 25-34 years                                   | 96,200                  | 2.1                        | (1.5,2.8) | 2,000  | 1,400   | 2,700    |
| 35-44 years                                   | 81,900                  | 2.0                        | (1.4,2.8) | 1,600  | 1,100   | 2,300    |
| 45-54 years                                   | 88,300                  | 1.4                        | (0.9,2.0) | 1,200  | 800     | 1,700    |
| 55-64 years                                   | 92,800                  | 2.0                        | (1.5,2.7) | 1,900  | 1,400   | 2,500    |
| 65-74 years                                   | 74,700                  | 2.1                        | (1.6,2.7) | 1,600  | 1,200   | 2,000    |
| 75+ years                                     | 46,000                  | 2.2                        | (1.5,3.0) | 1,000  | 700     | 1,400    |
| <b>Education</b>                              |                         |                            |           |        |         |          |
| Non-college                                   | 302,600                 | 1.6                        | (1.2,2.2) | 5,000  | 3,600   | 6,700    |
| College grad                                  | 266,600                 | 2.9                        | (2.3,3.7) | 7,800  | 6,100   | 9,800    |
| <b>Gender</b>                                 |                         |                            |           |        |         |          |
| Male  | 277,100                 | 2.4                        | (1.9,3.0) | 6,700  | 5,200   | 8,400    |
| Female  | 292,100                 | 2.1                        | (1.6,2.7) | 6,100  | 4,800   | 7,800    |
| <b>Race</b>                                   |                         |                            |           |        |         |          |
| White non-Hispanic                            | 436,900                 | 2.8                        | (2.2,3.5) | 12,100 | 9,600   | 15,100   |
| Hispanic and other non-Hispanic <sup>c</sup>  | 132,300                 | 0.5                        | (0.3,0.9) | 700    | 300     | 1,100    |
| <b>ZCTA Geographical Areas</b>                |                         |                            |           |        |         |          |
| Washtenaw Area – High Jewish Pop.             | 208,800                 | 5.3                        | (4.1,6.7) | 11,100 | 8,600   | 13,900   |
| Washtenaw Area – Low Jewish Pop. <sup>c</sup> | 360,400                 | 0.5                        | (0.2,0.8) | 1,700  | 800     | 3,000    |

**Notes:**

a) U.S. adult population source: Claritas 2022<sup>13</sup> sex by age adjusted for adults in households, educational attainment, race, and ethnicity using the American Community Survey 2016-2020.

b) 'Jewish adults' are adults who identify their religion as Jewish.

c) Estimates have a CV above 30, interpret with caution.

## Survey Weighting

Survey weights were developed to support estimation. The survey weighting process incorporated the following steps for household-level weights:

1. Base weights that reflect the sample design and probabilities of selection;
2. Adjustment for resolution of address and for nonresponse to the screener;
3. Raking adjustments to control totals that included demographic data on the full population from the American Community Survey and demographic estimates on the Jewish by religion population from Brandeis University's American Jewish Population Project; and data on synagogue membership, day school enrollment, Jewish part-time school enrollment, Jewish preschool enrollment, donations to Jewish Federation of Ann Arbor, JCC membership, and PJ Library subscriptions;

<sup>13</sup> Claritas, Inc. Claritas ZIP Code Demographic Data, 2022.

4. Adjustment for nonresponse to the main interview among screened in households;
5. Trimming and final raking to reduce the influence of large survey weights on estimates and align the final weights with data on the Greater Washtenaw County Jewish community.

The above process produced the final household-level weight for estimates of all Jewish households in Greater Washtenaw County. Weights for estimates of all adults living in these households and for all Jewish adults, intended for analyses of characteristics of the specific adults in each household responding to the survey, were produced by applying an additional raking process. This raking was designed so that estimates based on either household-level weights or respondent-level weights are closely aligned for key estimates.

The weighting process was conducted twice, once for the main sample alone and once for the full sample (combined main and supplemental samples). Thus, six survey weights were developed in total, with two sets of the three survey weights.

The following describes the details of each step of the weighting process.

### Household-Level Base Weight

The base weight was calculated to adjust for the probability of being included in the sample. Specifically, for household  $i$ , the base weight was calculated as:

$$w_{1i} = \frac{1}{\pi_i},$$

where  $\pi_i$  is the probability of a household being selected for the sample, which for the main sample was calculated as the fraction of households sampled in the stratum to the total number of households in the stratum.

There were two versions of the base weights calculated for the main and full samples reflecting the differences in eligibility and sampling probabilities. To be eligible for the main sample, a mailing address must be available for the household. For remaining sample without a mailing address, the supplemental email sample, an email address must be available.

The main sample base weight was determined based on the number of households with mailing addresses available in the stratum. Households with a mailing address were eligible for the main sample, while households with only an email address were available for the supplemental sample. The full sample base weight was calculated differently in two scenarios: (1) If a mailing address was available the full sample base weight was set equal to the main sample base weight. (2) If a household had only an email address available, the full sample base weight was set to exactly 1 due to all such cases being selected with certainty for the supplemental sample.

### Adjustment for Resolution of Address and Screener Nonresponse

Not all households sampled are occupied housing units, making them ineligible for the screener. In addition, some households sampled from the organization list frame were confirmed to live outside Greater Washtenaw County and therefore are also not eligible for the screener. Further, there was nonresponse among households eligible to complete the screener. The weighting procedure conducted an adjustment for resolution of the address and screener nonresponse in one step.

This adjustment was conducted within cells defined by the sampling strata, the availability of an email address, and for list cases whether or not the list is comprised of mostly highly engaged Jewish community. The sampling strata reflect different data sources for the frame and geographic areas within Greater Washtenaw County. These aspects led the strata to capture meaningful differences in survey eligibility and participation among the sample. In addition, availability of an email address was highly predictive of screener response. Cells that were less than 30 in sample size were combined with other cells to assure sufficient sample size for conducting this adjustment.

For the full sample weighting process, the adjustment cells were formed similarly to the main sample process, based on sampling strata and presence of an email address, while separate groups of strata were formed for the main and supplemental samples. Note, the supplemental sample had different levels of eligibility for and cooperation with the survey than the main sample due to the email-only recruitment.

Specifically, the resulting weight at this stage for household  $b$  in adjustment cell  $C$  was calculated as:

$$w_{2i} = w_{1i} \left( \frac{\sum_{j \in C} w_{1j} \left[ I_j^{SC} + I_j^{KE} + I_j^{UE} \left( \frac{\sum_{j \in C} w_{1j} [I_j^{SC} + I_j^{KE}]}{\sum_{j \in C} w_{1j} [I_j^{SC} + I_j^{KE} + I_j^{KI}]} \right) \right]}{\sum_{j \in C} w_{1j} I_j^{SC}} \right),$$

where  $I_j^{SC}$  is a 1/0 indicator for whether a household completed the screener,  $I_j^{KE}$  is an indicator for whether a household has known eligibility but did not complete the screener,  $I_j^{UE}$  indicates that the household's eligibility for the screener is unknown, and  $I_j^{KI}$  indicates that the household is known to be ineligible for the screener.

After this step, weight trimming was conducted in the ABS medium/low Jewish density stratum receiving emails only to reduce the influence of very large weights on estimates.

### Generalized Raking to Population Totals

The weights for all households that completed the screener were then adjusted to match population estimates from external data sources using a generalized raking procedure. As the external estimates included both household-level and person-level information for adults 18 and older and because person-level information was reflected in the household-level dataset as count variables, a generalized raking procedure was implemented that incorporated both binary household-level and count person-level variables.<sup>14</sup> The following describes the population estimates used for adjustment in the raking procedure.

American Community Survey estimates on the overall 18+ population in Greater Washtenaw County were used regarding:

- Age (18-24, 25-34, 35-44, 45-54, 55-64, 65-74, 75 and older);

<sup>14</sup> Deville, J. C., Särndal, C. E., & Sautory, O. (1993). Generalized raking procedures in survey sampling. *Journal of the American Statistical Association*, 88(423), 1013-1020, and Lumley, T. (2011). *Complex surveys: A guide to analysis using R* (Vol. 565). John Wiley & Sons.

- Education for the aged 25 and older population (college graduates, not college graduates);
- Sex (male, female);
- Race/ethnicity (White non-Hispanic, Other non-Hispanic, Hispanic);
- Geographic regions (High density Jewish population areas, Low density Jewish population areas).

In addition, American Jewish Population Project estimates on the overall 18+ Jewish by religion population in the area were used regarding:

- Age (18-24, 25-34, 35-44, 45-54, 55-64, 65-74, 75 and older);
- Education (college graduates, not college graduates);
- Sex (male, female);
- Race/ethnicity (White non-Hispanic, Other including Hispanic);
- Geographic regions (High density Jewish population areas, Low density Jewish population areas).

Further, information available for the Greater Washtenaw County Jewish community was used in raking adjustments regarding:

- The number of households with dues-paying synagogue memberships in specific community synagogues;
- The number of Jewish household memberships of the JCC;
- The number of children enrolled in Jewish preschool, Jewish day school, and Jewish part-time school;
- The number of households with subscriptions to PJ Library;
- The number of households donating to the Jewish Federation of Ann Arbor;
- The proportion of Jewish adults who identify as either Jewish of no religion or Jewish of multiple religions adults, and are aged 25 to 44;
- The proportion of Jewish adults who identify as Jewish by religion who are aged 35 to 44; and
- The number of Jewish households in the community.

The resulting weight was  $w_{3i}$ .

### Adjustment for Interview Nonresponse

The data were subsetted to only Jewish households eligible for the main interview. Not all households eligible for the main interview proceeded to complete it. Like the adjustment for screener response, cells were formed to adjust the weights for interview nonresponse based on the sample strata and presumed engagement rate for lists. The list stratum with address and email was split into one high-engagement cell and one low-engagement cell, the list stratum with no email address formed one cell, predictive model strata formed one cell, and remainder ABS strata formed one cell. Cells that were less than 30 in sample size were combined with other cells to assure sufficient sample size for conducting this adjustment.

Specifically, the resulting weight at this stage for household  $b$  in adjustment cell  $C$  was calculated as:



$$w_{4i} = w_{3i} \left( \frac{\sum_{j \in \mathcal{C}} w_{3j} [I_j^{IC} + I_j^{IN}]}{\sum_{j \in \mathcal{C}} w_{3j} I_j^{IC}} \right),$$

where  $I_j^{IC}$  is a 1/0 indicator for whether a household completed the interview,  $I_j^{IN}$  is an indicator for whether a household was an interview incomplete that was determined eligible for the main interview.

### Trimming and Final Raking for Household-Level Weight

To reduce the influence of observations with large weights on study estimates, weights were trimmed. The trimming reallocated the weights so the sum of the weights among all interview completes was the same before and after trimming.

Because weight trimming causes estimates to deviate from known information on the Greater Washtenaw County Jewish population, trimming and raking steps were conducted iteratively. Generalized raking steps incorporated the following data:

- A series of unbiased survey estimates using survey weight  $w_{3i}$ , including estimates of Jewish of multiple religion adults, Jewish of no religion adults, all non-Jewish adults in Jewish households, adults by age group (seven groupings), Jewish by religion adults aged 35 to 44, Jewish of no religion or Jewish of multiple religion adults aged 25 to 34 and aged 35 to 44, children in Jewish households, the number of married/partnered households with two Jewish partners, and the number of married/partnered households with one Jewish and one non-Jewish partner;
- The number of synagogue members by synagogue;
- The number of JCC members;
- Enrollment in Jewish preschool, Jewish day school, and Jewish part-time school;
- The number of households with subscriptions to PJ Library; and
- The number of households donating to Jewish Federation of Ann Arbor.

The resulting weight was  $w_{HH,i}$ .

### Survey Weights for Analyses of Responding Adults

For each of the main and full samples, two additional survey weights were developed for analyses of characteristics of the adults responding to the survey within the household rather than of the full household. One weight was designed to support estimates regarding all adults living in Jewish households, and the second weight supports estimates regarding all Jewish adults.

Multiple raking dimensions were incorporated to align estimates with those based on the household-level weights, including:

- For all responding adults, estimates based on the household-level weights regarding the number of adults in Jewish households who are either Jewish by religion, Jewish of no religion, Jewish of multiple religions, or non-Jewish;
- For all Jewish responding adults, estimates based on the household-level weights regarding:
  - Dues-paying synagogue membership by denomination (Reconstructionist, Conservative, Reform, and other);
  - Enrollment of children in Jewish day school, Jewish part-time school, and Jewish preschool;



- Donations to the Jewish Federation of Ann Arbor;
- PJ Library subscriptions;
- Age group (18-34, 35-64, 65 and older);
- Educational background (college graduate or not);
- Denomination (Conservative, Reform, Reconstructionist, No denomination, Other denomination\*);
- The number of adults not married, married to a Jewish adult, or married to a non-Jewish adult; and
- The number of LGBTQ adults.

\* Note that Orthodox was grouped with Other because of small cell sizes.

After this raking step, weight trimming was conducted to avoid the influence of observations with large survey weights on survey estimates using the weights for responding adults.

The resulting weight  $w_{r,i}$  is the respondent-level weight to support to estimates of adults in Jewish households when analyzing responding adults only.

Setting  $w_{r,i}$  to 0 for non-Jewish responding adults yields  $w_{rJ,i}$ , the respondent-level weight to support to estimates of all Jewish adults when analyzing responding adults only.

## Data Collection Outcomes

Table A4 summarizes data collection results. Results are presented for the overall main and full samples, and then separately for the combined organization list strata, predictive model strata, ABS remainder strata, and supplemental email sample. The AAPOR Response Rate 3 (RR3) is also presented unweighted, weighted by the main sample base weight, and weighted by the full sample base weight.

For the main sample, there were 883 completed interviews among 1,685 who completed the screener and lived in Greater Washtenaw County. Completed interviews were defined as completing all questions on the roster of adults and children in the household. The final response rate was 2.8% unweighted and 1.3% weighted. Note that the response rate was higher excluding the ABS sample who received email only (11.6% unweighted and 9.9% weighted). When using the final household-level weight to analyze the main sample for all completed interviews the margin of error is +/- 9.5%.

For the full sample that included the supplemental email sample, there were 955 completed surveys among 1,773 households who completed the screener and live in Greater Washtenaw County. The final response rate was 2.8% unweighted and 1.4% weighted. When using the final household-level weight to analyze the full sample for all completed interviews the margin of error is +/- 10.4%.

## Limitations

The study team made every effort to field a representative sample of the Greater Washtenaw County Jewish population to assure the quality of estimates, including developing a comprehensive sampling frame, collecting survey data by web and telephone, and conducting nonresponse follow-up. Nonetheless, there are limitations. Certain subgroups of the area Jewish population may be less likely to respond to the survey than others. Statistical adjustments used in the survey weighting process commonly assume that after adjusting for certain variables, the characteristics of responding and nonresponding households are similar. However, this assumption may not always hold, which may

lead to bias for estimates. In addition, changes in the population occurring between sample frame development and the data collection period may not be fully reflected in estimates. Because of this, newcomers to the community may be underestimated.

**Table A4. Data Collection Outcomes**

|  | <b>Main Sample<br/>(Excluding<br/>Medium/Low<br/>Density<br/>ABS)</b> | <b>Main<br/>Sample<br/>(All)</b> | <b>Full<br/>Sample</b> | <b>Organization<br/>List Strata</b> | <b>Predictive<br/>Model<br/>Strata</b> | <b>ABS<br/>Remainder<br/>Strata</b> | <b>Supplemental<br/>Email Sample</b> |
|--|---|----------------------------------|------------------------|-------------------------------------|--|-------------------------------------|--------------------------------------|
| <b>Sample size</b>                                   | <b>17,834</b>   | <b>85,872</b>                    | <b>86,856</b>          | <b>5,670</b>                        | <b>1,747</b>                           | <b>78,455</b>                       | <b>984</b>                           |
| Likely households                                    | 15,347  | 82,842                           | 83,689                 | 4,201                               | 1,548                                  | 77,093                              | 847                                  |
| Confirmed household,<br>unscreened                   | 357   | 577                              | 608                    | 230                                 | 61                                     | 286                                 | 31                                   |
| Non-residential                                      | 548   | 551                              | 555                    | 130                                 | 53                                     | 368                                 | 4                                    |
| Ineligible – Not in<br>Greater Washtenaw<br>County   | 132   | 217                              | 231                    | 95                                  | 12                                     | 110                                 | 14                                   |
| Ineligible – Religion                                | 549   | 771                              | 780                    | 151                                 | 55                                     | 565                                 | 9                                    |
| Eligible household,<br>incomplete interview          | 26  | 31                               | 38                     | 23                                  | 0                                      | 8                                   | 7                                    |
| <b>Completed<br/>interviews</b>                      | <b>875</b>  | <b>883</b>                       | <b>955</b>             | <b>840</b>                          | <b>18</b>                              | <b>25</b>                           | <b>72</b>                            |
| <b>AAPOR RR3<br/>(Unweighted)</b>                    | <b>11.6%</b>  | <b>2.8%</b>                      | <b>2.8%</b>            | <b>21.3%</b>                        | <b>7.9%</b>                            | <b>1.0%</b>                         | <b>9.8%</b>                          |
| <b>AAPOR RR3 (Main<br/>Sample Base<br/>Weighted)</b> | <b>9.9%</b>   | <b>1.3%</b>                      | <b>N/A</b>             | <b>21.3%</b>                        | <b>7.9%</b>                            | <b>0.7%</b>                         | <b>N/A</b>                           |
| <b>AAPOR RR3 (Full<br/>Sample Base<br/>Weighted)</b> | <b>9.9%</b>   | <b>1.3%</b>                      | <b>1.4%</b>            | <b>21.3%</b>                        | <b>7.9%</b>                            | <b>0.7%</b>                         | <b>9.8%</b>                          |

## Final Population Estimates

Population numbers presented in the report were rounded so as to avoid overprecision – that is, the misleading implication that our estimates are correct down to the single digit.

The precise population estimates with 95% confidence intervals are shown in Table A5. For example, the best estimate of the total Jewish population is 19,970 people. Given the size of the sample and possible sampling and non-response error, we can be 95% confident that the true value lies somewhere between 16,130 people and 23,810 people.

**Table A5. Population estimates with confidence intervals shown**

|                  | Estimate | Lower bound | Upper bound |
|------------------|----------|-------------|-------------|
| Total Jews       | 19,970   | 16,130      | 23,810      |
| Adults           | 21,862   | 14,293      | 29,431      |
| Jewish           | 16,081   | 12,679      | 19,483      |
| Non-Jewish       | 5,782    | 1,367       | 10,196      |
| Children         | 4,405    | 3,181       | 5,629       |
| Jewish           | 2,871    | 1,901       | 3,840       |
| Non-Jewish       | 515      | 158         | 873         |
| Total people     | 7,178    | 5,360       | 8,995       |
| Total households | 19,970   | 16,130      | 23,810      |

## Limitations

The study team made every effort to field a representative sample of the Washtenaw area Jewish population to assure the quality of estimates, including developing a comprehensive sampling frame, collecting survey data by web and telephone, and using repeated contacts to follow up with nonrespondents. Nonetheless, there are limitations. Certain subgroups of the area Jewish population may be less likely to respond to the survey than others. Statistical adjustments used in the survey weighting process commonly assume that after adjusting for certain variables, the characteristics of responding and nonresponding households are similar. However, this assumption may not always hold, which may lead to bias for estimates. In addition, changes in the population occurring between sample frame development and the data collection period may not be fully reflected in estimates. Because of this, newcomers to the community may be underestimated.

## Exclusion of outliers

When presenting data based on small cell sizes, outlier cases can have an outsized effect that distorts the interpretation of findings. We suppressed outliers in a number of cases under conditions where excluding a single response changed the point estimate by 15% of the original estimate and a minimum of a five-percentage point change. For example, if excluding a case changes an estimate from 20% to 15%, the case is suppressed because the five-point change in the estimate reflects a 25% change from the original estimate ( $5/20 = 25\%$ ). However, if excluding the case changes the estimate from 50% to 45%, the case is not suppressed because the five-point change represents only 10% of the original estimate ( $5/50 = 10\%$ ).

For the list of tables in the report in which outliers were suppressed, see the documentation for the public use datafile.

# APPENDIX B. ANALYSIS

All analyses were completed using statistical software Stata, version 18. Unless otherwise noted, all analyses were restricted to Jewish households (in which at least one adult was Jewish) as well as individual Jewish adults and Jewish children who were specifically identified by respondents as being Jewish. Analyses of characteristics of the entire population were based only on the primary sample with appropriate weights applied. All analyses of subgroups or subsets of the population were conducted using the full sample with appropriate weights applied.

## Qualitative Coding

The survey included a set of open-ended questions that supported write-in responses rather than multiple choice. Responses were coded by CMJS/SSRI staff and student research assistants, with at least two researchers coding each question.

Coders were trained to ensure intercoder reliability, stability, and accuracy. Their work was reviewed on an ongoing basis for quality control. Difficult cases were marked for review by supervisors.

Coding was conducted both deductively and inductively. For each question, coders were given a set of categories to look for in the responses; these categories were based on those used for similar questions from previous studies. However, coders were also instructed to watch for emerging patterns. When a coder believed that a new pattern of responses existed within the data, they reviewed their findings with a supervisor who decided whether the new pattern warranted a new code. When a new code was created, the coders reviewed previously coded entries to check whether the new code would apply to them.

## Index of Jewish Engagement

Latent Class Analysis (LCA) is a method (Henry & Lazarsfeld, 1968) for uncovering the latent dimensions that explain the associations between categorical variables. It is a statistical method that is designed to identify latent variables. Latent variables are hypothesized variables of interest that cannot be measured directly in a dataset but are measured indirectly through variables that can be included (observed or manifest variables). As an illustration, “Jewish engagement” cannot be measured directly on a survey, but it is the latent variable of interest for the present study (Aronson et al., 2018).

Unlike factor analysis, a more frequently utilized method of cluster analysis, the goal of LCA is to identify classifications of people rather than groups of variables or characteristics. The latent variable for LCA is a categorical variable representing multiple classes or types of people. Each individual is assumed to be a member of only one class. The LCA method assigns, for each case in the dataset, a probability that the case is a member of each class. This assignment is based on the pattern of responses to the observed variables used in the analysis. An excellent explanation of these techniques can be found at <http://nap.edu/18623> (Institute of Medicine 2014). The present study uses a modern version of LCA, a Stata plugin, to estimate the latent classes (Lanza et al., 2015).

Latent class analysis works with the patterns and attempts to group them in such a way that within each group, called a class, there is no association between the items. The latent class is called latent because, although it is actually not in the variable set, it accounts for the associations between the manifest variables in the same way that a third variable can account for the observed association between two variables. In the classic example of a nonsensical statement, “The more firemen at a fire, the greater the damage,” the association is accounted for by a third variable—the size of the fire. The greater the fire, the more firemen; the greater the fire, the more damage. In technical terms, this is called “local independence,” which is also an assumption of factor analysis. The goal of completely accounting for the associations is rarely met, in part because there are so many empty cells, as well as the messiness of real data. Rather, the method tries to find through iterative fitting the right number of classes and relationship between them that minimizes the discrepancy between a perfect fit and the actual data.

To develop an index of Jewish engagement for the present report, 17 items were used to represent the range of Jewish behaviors (Table B.1.) These items were selected to include ritual, communal, and cultural behaviors, as well as public and private behaviors. In all cases when items had more than two possible response levels, responses were dichotomized with the cutoff based on the distribution of responses in the original variable. After conducting the latent class analysis, a four-class solution was identified.

Latent Class Analysis was conducted in Stata version 18 using a user-developed LCA Stata Plugin developed by the Methodology Center at Penn State (Lanza et al., 2015). Solutions were examined for up to nine classes, as shown in Figure B.1. The four-class solution was selected as the point where both the number of cases per class was sufficient and where the goodness-of-fit measures start to “level off,” that is, improvement by adding more classes begin to decline. In addition, the four-class solution made intuitive sense. As in factor analysis, the number of classes, like the number of factors, is partly a matter of theory and intuition and the labels for the classes and factors are given by the analyst and are not in the data themselves. In addition to various indexes of fit, the output of the Stata program among other matters shows the size of the classes, the probability that a particular indicator would be endorsed by a member of a particular class, and the limits of confidence for the various parameters. The output is voluminous and not presented in this report. As is the case with factor analysis, the names of the classes were developed by researchers to characterize the distinguishing behaviors of each class.

**Figure B.1. Goodness-of-Fit measures for 3 through 9 LCA classes**

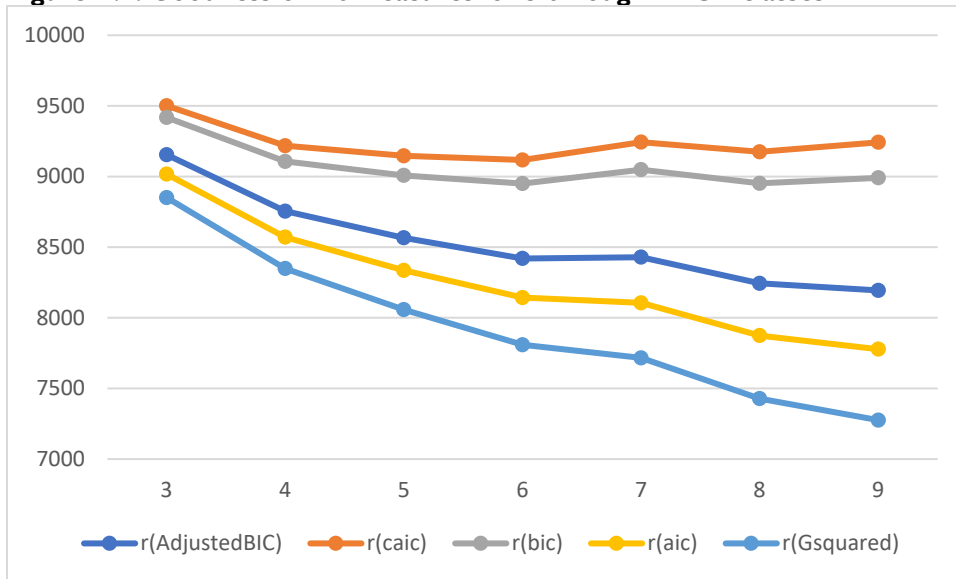


Table B.1 shows the conditional response probabilities for each behavior in the LCA analysis with the four-class solution. The first row of the table shows the probability of a random respondent being categorized in each of the four classes. The remaining rows show the conditional response probability of each behavior: the probability that a randomly selected member of a class will exhibit the given behavior. For example, for those in the class we called “Occasional,” the estimated probability of attending a seder was 34% as compared with 97% for those labelled “Immersed.”

NOTE: This table should not be confused with Table 2.1 in the main report, which shows weighted proportions of class membership and of each behavior within the dataset, rather than conditional probabilities as estimated by the LCA algorithm.

**Table B.1. Conditional probability predicted by latent class model**

|  | Occasional<br>(%) | Personal<br>(%) | Communal<br>(%) | Immersed<br>(%) |
|--|-------------------|-----------------|-----------------|-----------------|
| Probability of all adults                        | 20                | 21              | 36              | 23              |
| <b>Family holidays</b>                           |                   |                 |                 |                 |
| Seder, 2022                                      | 34                | 71              | 92              | 97              |
| Hanukkah, past year                              | 66                | 75              | 96              | 96              |
| <b>Ritual practices</b>                          |                   |                 |                 |                 |
| Shabbat meal/candles, past year                  | 17                | 42              | 59              | 47              |
| --almost always or always                        | 2                 | 13              | 20              | 51              |
| <b>Services, past year</b>                       |                   |                 |                 |                 |
| --monthly or more                                | 0                 | 2               | 20              | 53              |
| High Holiday services, 2022                      | 8                 | 1               | 84              | 96              |
| Fasted on Yom Kippur, 2022                       | 11                | 20              | 48              | 73              |
| Kosher, keep at home                             | 0                 | 2               | 9               | 35              |
| <b>Organization behaviors (past year)</b>        |                   |                 |                 |                 |
| Synagogue member                                 | 4                 | 9               | 68              | 87              |
| Member of Jewish organization                    | 0                 | 19              | 23              | 55              |
| Member of informal Jewish group                  | 0                 | 5               | 18              | 38              |
| Participated in program in past year, ever       | 10                | 45              | 69              | 56              |
| ----often  | 0                 | 2               | 9               | 40              |
| Volunteered for Jewish organization in past year | 10                | 14              | 27              | 62              |
| Donated to Jewish organization in past year      | 19                | 67              | 76              | 95              |
| <b>Individual behaviors (past year, ever)</b>    |                   |                 |                 |                 |
| Talked about Jewish topics                       | 86                | 70              | 76              | 11              |
| Study Jewish texts                               | 2                 | 28              | 44              | 50              |
| Read Jewish publications                         | 42                | 56              | 83              | 21              |
| Engage with Jewish-focused culture               | 55                | 72              | 86              | 30              |
| At Jewish foods                                  | 67                | 70              | 82              | 36              |
| Follow news about Israel                         | 31                | 71              | 59              | 85              |

Chapter 2 of this report describes the distribution *within each of the engagement groups* of demographic and Jewish background characteristics. Tables B.2 and B.3 below provide additional information for reference. They show the distribution of engagement groups *within each demographic or Jewish characteristic*. For example, Table B.2 shows, within each engagement group, what proportion fall into each age category. By contrast, the first row of Table B.2, labelled 22-39, shows what proportion of 22–39-year-olds fall within each engagement category.

**Table B.2. Demographics by Jewish engagement**

|                        | Occasional (%) | Personal (%) | Communal (%) | Immersed (%) | Total (%) |
|------------------------|----------------|--------------|--------------|--------------|-----------|
| All adults             | 19             | 22           | 35           | 24           | 100       |
| <b>Age</b>             |                |              |              |              |           |
| 22-39                  | 9              | 16           | 50           | 24           | 100       |
| 40-54                  | 28             | 13           | 48           | 11           | 100       |
| 55-64                  | 30             | 31           | 19           | 19           | 100       |
| 65-74                  | 23             | 26           | 29           | 22           | 100       |
| 75+                    | 28             | 45           | 15           | 11           | 100       |
| <b>Gender</b>          |                |              |              |              |           |
| Male                   | 23             | 30           | 30           | 18           | 100       |
| Female                 | 19             | 19           | 31           | 31           | 100       |
| <b>Region</b>          |                |              |              |              |           |
| Central Ann Arbor      | 16             | 22           | 20           | 42           | 100       |
| Northeast Ann Arbor    | 27             | 28           | 34           | 12           | 100       |
| Westside               | 19             | 12           | 53           | 16           | 100       |
| Rest of region         | 19             | 39           | 25           | 17           | 100       |
| <b>Marriage status</b> |                |              |              |              |           |
| Unmarried              | 23             | 15           | 18           | 45           | 100       |
| Married                | 18             | 23           | 40           | 18           | 100       |
| <b>Parent status</b>   |                |              |              |              |           |
| Parent                 | 17             | 19           | 35           | 29           | 100       |
| Not Parent             | 26             | 30           | 36           | 8            | 100       |

**Table B.3. Jewish background by Jewish engagement**

|   | Occasional (%) | Personal (%) | Communal (%) | Immersed (%) | Total (%) |
|---|----------------|--------------|--------------|--------------|-----------|
| All adults                                  | 19             | 22           | 35           | 24           | 100       |
| <b>Marital status</b>                       |                |              |              |              |           |
| Inmarried                                   | 8              | 24           | 39           | 30           | 100       |
| Intermarried                                | 30             | 24           | 42           | 4            | 100       |
| <b>Denomination</b>                         |                |              |              |              |           |
| Orthodox                                    | --             | --           | --           | --           | --        |
| Conservative                                | 4              | 7            | 52           | 38           | 100       |
| Reform                                      | 13             | 13           | 28           | 47           | 100       |
| Other                                       | 6              | 3            | 70           | 21           | 100       |
| None  | 29             | 36           | 31           | 4            | 100       |
| <b>Jewish background</b>                    |                |              |              |              |           |
| Parents inmarried                           | 16             | 17           | 40           | 27           | 100       |
| Parents intermarried                        | 35             | 44           | 17           | 4            | 100       |
| No Jewish parents (converted or non-Jewish) | 1              | 9            | 42           | 48           | 100       |

## References

Aronson, J.K., L. Saxe, C. Kadushin, M. Boxer, & M.A. Brookner. (2018). A new approach to understanding contemporary Jewish engagement. *Contemporary Jewry*. <https://doi.org/10.1007/s12397-018-9271-8>

Henry, N.W., & Lazarsfeld, P. F. (1968). *Latent structure analysis*. Boston: Houghton Mifflin.



Institute of Medicine. (2014). *Chronic multisymptom illness in Gulf War veterans: Case definitions reexamined*. Washington, DC: The National Academies Press. <https://doi.org/10.17226/18623>.  
<http://nap.edu/18623>

LCA Stata Plugin (Version 1.2) [Software]. (2015). University Park: The Methodology Center, Penn State. Retrieved from [methodology.psu.edu](http://methodology.psu.edu)

Lanza, S. T., J. J. Dziak, L. Huang, A. T. Wagner, & L. M. Collins. (2015). *LCA Stata plugin users' guide (Version 1.2)*. University Park, Penn State, PA: The Methodology Center, Penn State.  
<https://methodology.psu.edu/downloads/lcastata>.

# APPENDIX C: SURVEY INSTRUMENT

Please include the following options for all questions in CATI:

77 DON'T KNOW

99 REFUSED

Please code refusals in CAWI:

98 IMPLICIT REFUSAL, WEB SKIP

Do not code 77 Don't Know/99 Refused options in CAWI unless written in item response options

---

Text shown in green includes researcher notes and should not be included in the programming.  
Text shown in purple indicates Spanish translation that should be incorporated into the Spanish version of the survey

---

[START OF SURVEY]

CREATE DATA-ONLY VARIABLE: QUAL

1=Qualified Complete

2=Not Qualified

3=In progress

AT START OF SURVEY COMPUTE QUAL=3 "IN PROGRESS"

---

CREATE MODE\_START

1=CATI

2=CAWI

---

Washtenaw County Jewish Community Study 2022

Date: (Quex start date)

---

HEADER FOR ALL SCREENS: with medium size text and centered on screen

INSERT IF P\_SAMPLE=1: Washtenaw County Jewish Community Survey

INSERT IF P\_SAMPLE=2: Washtenaw County Community Speaks!

HEADER FOR ALL SCREENS: with medium size text and centered on screen

INSERT IF P\_SAMPLE=1: Encuesta de la Comunidad Judía del condado de Washtenaw

INSERT IF P\_SAMPLE=2: ¡La comunidad del condado de Washtenaw habla!

---

[DISPLAY]

INTRO.

Please use the "Continue" button to move forward within the questionnaire. Do not use your browser buttons.

---

## Screener

---

[SP; DOUBLE PROMPT]

### SCRLIVE.

Do you live in the Washtenaw County area for any part of the year, whether permanently or temporarily? The Washtenaw County area includes all of Washtenaw County, as well as surrounding areas.

¿Vive en el área del condado de Washtenaw durante alguna parte del año, ya sea de manera permanente o temporal? El área del condado de Washtenaw incluye todo el condado de Washtenaw, así como las áreas circundantes.

[SPACE]

If you usually live in the Washtenaw County area but are living somewhere else temporarily, please answer yes to this question, and answer all remaining questions about your usual home in the Washtenaw County area. ^

Si vive habitualmente en el área del condado de Washtenaw pero está viviendo temporalmente en otro lugar, responda sí a esta pregunta, y conteste a todas las preguntas restantes sobre su domicilio habitual en el área del condado de Washtenaw. ^

### RESPONSE OPTIONS:

- 01 Yes
- 02 No

- 01 Sí
- 02 No

[IF SCRLIVE=02 or REFUSED AFTER PROMPT, SET SCREENEDIN=0 AND GO TO SOAGE]

**CREATE DOV\_SCREENEDIN1**

**IF SCREENEDIN=1      DOV\_SCREENEDIN1=1**

**IF SCREENEDIN=0      DOV\_SCREENEDIN1=0**

**DISPLAY DOV\_SCREENEDIN1**

---

[NUMBOX; DOUBLE PROMPT]

[CAWI CUSTOM PROMPT: Your ZIP code is required to determine if you are eligible for this study.]

[CAWI CUSTOM PROMPT: Se necesita su código postal para determinar si es elegible para este estudio.]

### SCRZIP.

What is the ZIP code of your Washtenaw County area address? ^

¿Cuál es el código postal de su dirección del área del condado de Washtenaw? ^

\_\_ [00000-99999,777777,999998,999999] \_\_

[ZIP validation check: must contain 5-digits, only numbers, leading 0s okay, must match against list to be provided]

IF NOT A VALID ZIP CODE, SET SCREENEDIN = 0 AND GO TO DEMOGRAPHICS FOR SCREENED OUT CASES

IF ZIP CODE NOT ENTERED, ERROR MESSAGE “ YOUR ZIP CODE IS REQUIRED TO DETERMINE IF YOU ARE ELIGIBLE FOR THIS STUDY.”

[IF not a valid zip code or REFUSED AFTER PROMPT, SET SCREENEDIN=0 AND GO TO SOAGE]

**CREATE DOV\_SCREENEDIN2**

**IF SCREENEDIN=1       DOV\_SCREENEDIN2=1**

**IF SCREENEDIN=0       DOV\_SCREENEDIN2=0**

**DISAPLY DOV\_SCREENEDIN2**

---

**COMPUTE STRING DOV DOV\_REGION**

**DISPLAY DOV REGION ON SCREEN**

IF ZIP=48103, SET DOV\_REGION=Ann Arbor  
IF ZIP=48104, SET DOV\_REGION=Ann Arbor  
IF ZIP=48105, SET DOV\_REGION=Ann Arbor  
IF ZIP=48106, SET DOV\_REGION=Ann Arbor  
IF ZIP=48107, SET DOV\_REGION=Ann Arbor  
IF ZIP=48108, SET DOV\_REGION=Ann Arbor  
IF ZIP=48109, SET DOV\_REGION=Ann Arbor  
IF ZIP=48111, SET DOV\_REGION=Rest of Area  
IF ZIP=48113, SET DOV\_REGION=Ann Arbor  
IF ZIP=48114, SET DOV\_REGION=Rest of Area  
IF ZIP=48116, SET DOV\_REGION=Rest of Area  
IF ZIP=48118, SET DOV\_REGION=Rest of Area  
IF ZIP=48130, SET DOV\_REGION=Rest of Area  
IF ZIP=48137, SET DOV\_REGION=Rest of Area  
IF ZIP=48158, SET DOV\_REGION=Rest of Area  
IF ZIP=48160, SET DOV\_REGION=Rest of Area  
IF ZIP=48167, SET DOV\_REGION=Rest of Area  
IF ZIP=48168, SET DOV\_REGION=Rest of Area  
IF ZIP=48169, SET DOV\_REGION=Rest of Area  
IF ZIP=48170, SET DOV\_REGION=Rest of Area  
IF ZIP=48176, SET DOV\_REGION=Rest of Area  
IF ZIP=48178, SET DOV\_REGION=Rest of Area  
IF ZIP=48187, SET DOV\_REGION=Rest of Area  
IF ZIP=48188, SET DOV\_REGION=Rest of Area  
IF ZIP=48189, SET DOV\_REGION=Rest of Area

IF ZIP=48191, SET DOV\_REGION=Rest of Area  
IF ZIP=48197, SET DOV\_REGION=Rest of Area  
IF ZIP=48198, SET DOV\_REGION=Rest of Area  
IF ZIP=49240, SET DOV\_REGION=Rest of Area

---

[SP; DOUBLE PROMPT]

**RESPRELIG.**

What is your present religion, if any? ^

¿Cuál es su religión actual, si es de alguna? ^

[SPACE]

[CATI: PAUSE BEFORE READING CHOICES. If they use any of the Messianic terms, code as 12 Other and write their response into RESPRELIG\_OR. Do not read text in parenthesis, but if those options are selected, fill in the correct response.]

[CATI: HAGA UNA PAUSA ANTES DE LEER LAS OPCIONES. Si utilizan alguno de los términos mesiánicos, codifique como 12 Otro y escriba su respuesta en RESPRELIG\_OR. No lea el texto entre paréntesis, pero si esas opciones están seleccionadas, complete la respuesta correcta.

**RESPONSE OPTIONS:**

01 Protestant [CAWI: (for example, Baptist, Methodist, Nondenominational, Lutheran, Presbyterian, Pentecostal, Episcopalian, Reformed, Church of Christ, etc.)] [CATI: (FOR EXAMPLE, BAPTIST, METHODIST, NONDENOMINATIONAL, LUTHERAN, PRESBYTERIAN, PENTECOSTAL, EPISCOPALIAN, REFORMED, CHURCH OF CHRIST, ETC.)] RESPRELIGP

02 Roman Catholic RESPRELIGC

03 Jewish RESPRELIGJ

04 The Church of Jesus Christ of Latter-day Saints [CAWI: (Mormon)] [CATI: (MORMON)] RESPRELIGM

05 Jehovah's Witness RESPRELIGW

06 Muslim RESPRELIGS

07 Buddhist RESPRELIGB

08 Hindu RESPRELIGH

09 Atheist RESPRELIGA

10 Agnostic RESPRELIGG

11 Multiple religions (you can indicate which ones in the next question) RESPRELIGMM

12 Something else (please specify): [TEXTBOX] RESPRELIG\_O RESPRELIG\_OR

13 Nothing in particular RESPRELIGN

01 Protestante [CAWI: (por ejemplo, Bautista, Metodista, No denominacional, Luterano, Presbiteriano, Pentecostal, Episcopaliano, Iglesia Reformada, Iglesia de Cristo, etc.)] [CATI: (POR EJEMPLO, BAUTISTA, METODISTA, NO DENOMINACIONAL, LUTERANO, PRESBITERIANO, PENTECOSTAL, EPISCOPALIANO, IGLESIA REFORMADA, IGLESIA DE CRISTO, ETC.)] RESPRELIGP

02 Católica/o romana/o RESPRELIGC

03 Judío RESPRELIGJ

04 La Iglesia de Jesucristo de los Santos de los Últimos Días [CAWI: (Mormón)] [CATI: (MORMÓN)] RESPRELIGM

05 Testigo de Jehová RESPRELIGW

06 Musulmán RESPRELIGS

- 07 Budista **RESPRELIGB**
  - 08 Hindú **RESPRELIGH**
  - 09 Ateo **RESPRELIGA**
  - 10 Agnóstico **RESPRELIGG**
  - 11 Varias religiones (puede indicar cuáles en la siguiente pregunta) **RESPRELIGMM**
  - 12 Otra – (por favor, especifíquel): **[TEXTBOX] RESPRELIG\_O RESPRELIG\_OR**
  - 13 Nada en especial **RESPRELIGN**
- 

[SHOW IF RESPRELIG=11 multiple]

[MP; PROMPT]

**RESPRLM.**

What religion(s) do you identify with?

¿Con qué religión(es) se identifica?

[SPACE]

[CAWI - remove bold] *<i>Select all that apply.</i>*

[CATI] **SELECT ALL THAT APPLY.**

[CATI] **PAUSE BEFORE READING CHOICES.** If they use any of the Messianic terms, code as **RESPRLMO** (Something else) and write their response into **RESPRELMO\_OR**. Do not read text in parenthesis, but if those options are selected, fill in the correct response.

[CAWI - remove bold] *<i>Seleccione todas las opciones que correspondan.</i>*

[CATI] **SELECCIONE TODAS LAS OPCIONES QUE CORRESPONDAN.**

[CATI] **HAGA UNA PAUSA ANTES DE LEER LAS OPCIONES.** Si utiliza alguno de los términos mesiánicos, codifique como **RESPRLMO** (Algo más) y escriba su respuesta en **RESPRELMO\_OR**. No lea el texto entre paréntesis, pero si esas opciones están seleccionadas, complete la respuesta correcta.

#### RESPONSE OPTIONS:

- 01 Protestant **[CAWI: (for example, Baptist, Methodist, Nondenominational, Lutheran, Presbyterian, Pentecostal, Episcopalian, Reformed, Church of Christ, etc.)] [CATI: (FOR EXAMPLE, BAPTIST, METHODIST, NONDENOMINATIONAL, LUTHERAN, PRESBYTERIAN, PENTECOSTAL, EPISCOPALIAN, REFORMED, CHURCH OF CHRIST, ETC.)] RESPRLMP**
- 02 Roman Catholic **RESPRLMC**
- 03 Jewish **RESPRLMJ**
- 04 The Church of Jesus Christ of Latter-day Saints **[CAWI: (Mormon)] [CATI: (MORMON)] RESPRLMM**
- 05 Jehovah's Witness **RESPRLMW**
- 06 Muslim **RESPRLMS**
- 07 Buddhist **RESPRLMB**
- 08 Hindu **RESPRLMH**
- 09 Atheist **RESPRLMA**
- 10 Agnostic **RESPRLMG**
- 11 Something else (please specify): **[TEXTBOX] RESPRLM\_O RESPRLM\_OR**

- 01 Protestante **[CAWI: (por ejemplo, Bautista, Metodista, No denominacional, Luterano, Presbiteriano, Pentecostal, Episcopaliano, Iglesia Reformada, Iglesia de Cristo, etc.)] [CATI: (POR**

EJEMPLO, BAUTISTA, METODISTA, NO DENOMINACIONAL, LUTERANO, PRESBITERIANO, PENTECOSTAL, EPISCOPALIANO, IGLESIA REFORMADA, IGLESIA DE CRISTO, ETC.)) **RESPRLMP**

02 Católica/o romana/o **RESPRLMC**

03 Judío **RESPRLMJ**

04 La Iglesia de Jesucristo de los Santos de los Últimos Días [CAWI: (Mormón)] [CATI: (MORMÓN)] **RESPRLMM**

05 Testigo de Jehová **RESPRLMW**

06 Musulmán **RESPRLMS**

07 Budista **RESPRLMB**

08 Hindú **RESPRLMH**

09 Ateo **RESPRLMA**

10 Agnóstico **RESPRLMG**

11 Otra - Por favor, especifíquelo: [TEXTBOX] **RESPRELM\_O** **RESPRELM\_OR**

[IF RESPRELIG\_OR OR RESPRELM\_OR includes any Messianic terms, then SET RJEWISH=0, MESSIANIC=1, SCREENEDIN=0 AND GO TO SOAGE]

PN: When we refer to “Messianic terms” use the following search terms: Messiah, Messianic, Jesus, Christ, grafted, “completed Jew”, Yeshua, Yeshuah. While we consider “Christ” a Messianic term, we do not consider “Christian” a Messianic term.

**CREATE DOV\_RJEWISH1**

**IF RJEWISH=1, CREATE DOV\_RJEWISH1=1**

**IF RJEWISH=0, CREATE DOV\_RJEWISH1=0**

**CREATE DOV\_SCREENEDIN3**

**IF SCREENEDIN=1 DOV\_SCREENEDIN3=1**

**IF SCREENEDIN=0 DOV\_SCREENEDIN3=0**

**DISPLAY ON SCREEN RJEWISH1, SCREENEDIN3**

---

[SHOW IF P\_SAMPLE=2]

[DISPLAY]

**ABS\_INSTRCT.**

Thank you for your responses. You may be eligible to complete this survey. The purpose of this survey is to study the diverse needs and interests of the Jewish community in the Washtenaw County area. It is made possible by the Jewish Federation of Greater Ann Arbor in partnership with local Jewish communal organizations and congregations.

Gracias por sus respuestas. Puede ser eligible para completar esta encuesta. El propósito de esta encuesta es estudiar las diversas necesidades e intereses de la comunidad judía en el área de Washtenaw. Es posible gracias a la Federación Judía de Greater Ann Arbor en asociación con organizaciones y congregaciones comunitarias judías locales.

[SPACE]

We need to ask you a few more questions to confirm that you are eligible.  
Necesitamos hacerle algunas preguntas más para confirmar que es elegible.



[SHOW IF RESPRELIG<>3 AND RESPRLM<>3]

[DOUBLE PROMPT]

RESPCONSIDER.

Aside from religion, do you consider yourself Jewish in any way (for example, ethnically, culturally or because of your family's background)?

Aparte de la religión, ¿se considera judío de alguna manera (por ejemplo, étnica o culturalmente o por sus antecedentes familiares)?

CAWI RESPONSE OPTIONS:

01 Yes

02 No

01 Sí

02 No

[IF RESPRELIG=03 OR RESPRLM=3 OR RESPCONSIDER=01, SET RJEWISH=1]

CREATE DOV\_RJEWISH2

IF RJEWISH=1, CREATE DOV\_RJEWISH2=1

IF RJEWISH=0, CREATE DOV\_RJEWISH2=0

DISPLAY RJEWISH2

---

PN: This question (HHADNUM) can be copied from SID: 2949

[DOUBLE PROMPT]

[NUMBOX]

[CAWI CUSTOM ERROR MESSAGE WHEN ANSWER IS OUT OF BOUNDS: **Please enter a value between 1 and 25.**]

[CAWI CUSTOM ERROR MESSAGE WHEN ANSWER IS OUT OF BOUNDS: **Por favor ingrese un valor entre 1 y 25.**]

HHADNUM.

How many adults (age 18 or older) live in your household – *including yourself*?

¿Cuántos adultos (18 años o mas) viven en su hogar– *incluido usted mismo/a*?

[SPACE]

Please include anyone who lives with you on a permanent basis. Also include children age 18 or older who are away at college and any other adults who are part-time members of the household, even if they live elsewhere some of the time. ^

Por favor incluya a cualquier persona que viva con usted de forma permanente. Incluya también a los hijos/as de 18 años o más que estén en la universidad y a cualquier otro adulto que sea miembro a tiempo parcial del hogar, incluso si viven en otro lugar parte del tiempo . ^

[NUMBOX; 1-25] (Be sure to count yourself in this number.)

[NUMBOX; 1-25] (Asegúrese de contarse a sí mismo en este número.)

[set HHADNUMX=max(HHADNUM,5)]

**PN: IF HHADNUM=77,98,99, MISSING, THEN SET HHADNUMX=1**

---

[SHOW IF SCRLIVE=01 AND HHADNUM>1]

[NUMBOX, RANGE 0-HHADNUM,77,98,99; PROMPT]

[ERROR MESSAGE IF >HHADNUM: You provided an answer larger than the number of adults in your household. Please check your response.]

[ERROR MESSAGE IF >HHADNUM: Usted proporciono una respuesta mayor de la cantidad de adultos en su hogar. Por favor revise su respuesta.]

**SCRCONJEWNUM.**

How many adults in your household consider themselves to be Jewish in any way [If RJEWISH=1:

– <u>including yourself</u>]?

¿Cuántos adultos de su hogar se consideran judíos de alguna manera [If RJEWISH=1: –

<u>incluido usted mismo/a</u>]?

[SPACE]

[NUMBOX]

---

IF \$L=EN (ENGLISH (EN))

[IF SCRLIVE=01 AND (RJEWISH=01 OR SCRCONJEWNUM>0) AND MESSIANIC=0, SET SCREENEDIN=1, then GO TO HOUSEHOLD COMPOSITION; ELSE SET SCREENEDIN=0 AND GO TO SOAGE]

**CREATE DOV\_SCREENEDIN4**

**IF SCREENEDIN=1 DOV\_SCREENEDIN4=1**

**IF SCREENEDIN=0 DOV\_SCREENEDIN4=0**

**DISPLAY DOV\_SCREENEDIN4**

IF \$L=ES (SPANISH (ES))

[SHOW IF SCRLIVE = 01 and (RJEWISH = 01 or SCRCONJEW>0) and MESSIANIC=0 set SCREENEDIN = 1]

**CONTENGLISH**

Usted es elegible para completar toda la encuesta. El resto de la encuesta en línea solo está disponible en inglés. Si desea continuar, seleccione "sí" y luego "siguiente". Si prefiere completar la encuesta en español por teléfono, por favor seleccione "no" y proporcione su nombre y número de teléfono en las casillas de abajo para que lo contactemos en los próximos días.

**RESPONSE OPTIONS:**

1. Si
2. No

[SHOW IF CONTENGLISH=2]

**SPANPHONE.**

[TEXTBOX] Nombre

[NUMBOX] Número de teléfono

IF CONTENGLISH=1, then go to HOUSEHOLD COMPOSITION IN ENGLISH (EN);

IF CONTENGLISH=2, then CREATE DOV\_SPANISHTEL=1, SET AS QUAL=3 AND  
RESDISPOSITION=DROPPED AND REDIRECT TO NORC  
ELSE set SCREENEDIN = 0 and go to DEMOGRAPHICS FOR SCREENED OUT CASES IN SPANISH (ES)]

**CREATE DOV\_SCREENEDIN5**  
**IF SCREENEDIN=1      DOV\_SCREENEDIN5=1**  
**IF SCREENEDIN=0      DOV\_SCREENEDIN5=0**  
**DISPLAY DOV\_SCREENEDIN5**

---

## Demographics for screened out cases

---

PN: This question (SOAGE) can be copied from SID: 2949

[SHOW IF SCREENEDIN=0]  
[NUMBOX; RANGE 18-120, 777, 998, 999]

**SOAGE.**

How old are you?  
¿Cuántos años tiene?

[NUMBOX]

---

PN: This question (SOGENDER) can be copied from SID: 2949

[SHOW IF SCREENEDIN=0]  
[SP]

**SOGENDER.**

Are you ...  
¿Cuál es su género?

**RESPONSE OPTIONS:**

- 01 Male
- 02 Female
- 03 Non-binary/Gender non-conforming
- 04 Something else (please specify): [TEXTBOX] **SOGENDER\_OTH**

- 01 Masculino
  - 02 Femenino
  - 03 No binario/Genero no conforme
  - 04 Otro (por favor especifique): [TEXTBOX] **SOGENDER\_OTH**
- 

PN: This question (SOHISP) can be copied from SID: 2949

[SHOW IF SCREENEDIN=0]  
[SP]

**SOHISP.**

Are you of Hispanic, Latino/a or Spanish origin, such as Argentinian, Cuban, Mexican, or Puerto Rican?

¿Es usted de origen hispano, latino o español, como argentino, cubano, mexicano o puertorriqueño?

RESPONSE OPTIONS:

- 01 Yes
- 02 No

- 01 Sí
- 02 No

---

PN: This question (SORACE) can be copied from SID: 2949

[SHOW IF SCREENEDIN=0]

[MP]

**SORACE.**

What is your race?

¿Cuál es su raza?

[SPACE]

[REMOVE BOLD] <i> Please select all that apply. </i>

[REMOVE BOLD] <i> Por favor seleccione todas las que apliquen. </i>

RESPONSE OPTIONS:

- 01 White
- 02 Black or African American
- 03 Asian
- 04 American Indian or Alaska Native
- 05 Native Hawaiian or other Pacific Islander
- 06 Some other race or origin (please specify): [TEXTBOX] SORACE\_O

- 01 Blanco/a
- 02 Negro/a o Afroamericano/a
- 03 Asiático/a
- 04 Indígena americano/a o Nativo/a de Alaska
- 05 Nativo/a de Hawai u otra Isla del Pacífico
- 06 Alguna otra raza u origen (por favor, especifique): [TEXTBOX] SORACE\_O

---

PN: This question (SOEDU) can be copied from SID: 2949

[SHOW IF SCREENEDIN=0]

[SP]

**SOEDU.**

What is the highest level of schooling you have completed?

¿Cuál es el nivel de escolaridad más alto que ha completado?

RESPONSE OPTIONS:

- 01 High school diploma or less
- 02 Associate or technical degree
- 03 Bachelor's degree

- 04 Graduate or professional degree (e.g., MA, MS, JD, MD, PhD)
- 05 Other (please specify): [TEXTBOX] SCROEDU\_OTH

- 01 Diploma de escuela secundaria o menos
- 02 Título de asociado o Título técnico
- 03 Licenciatura
- 04 Título de posgrado o profesional (por ejemplo, MA, MS, JD, MD, Doctorado)
- 05 Otro (por favor especifique): [TEXTBOX] SCROEDU\_OTH

---

PN: This question (SOADNUM) can be copied from SID: 2949  
[SHOW IF HHADNUMX=77,98,99, MISSING AND SCREENEDIN=0]  
[NUMBOX; RANGE 1-25, 77,98,99]

**SOADNUM.**

How many adults (age 18 or older) usually live in your household – including yourself? Please include children age 18 or older who are away at college and any other adults whom you consider to be part of your household, even if they live elsewhere some of the time.

¿Cuántos adultos (18 años o más) viven habitualmente en su hogar, incluido usted mismo/a? Incluya a los hijos de 18 años o más que están en la universidad y a cualquier otro adulto que usted considere que forma parte de su hogar, incluso si viven en otro lugar parte del tiempo.

[NUMBOX] (Be sure to count yourself in this number.)

[NUMBOX] (Asegúrese de contarse a sí mismo en este número.)

---

**SCREENOUT MESSAGE DISPLAY TEXT**

[SHOW IF SCREENEDIN=0]

[DISPLAY]

**F\_SCREENOUT.**

Thank you for answering these questions.

You have completed this survey.

Gracias por responder a estas preguntas.

Ha completado esta encuesta.

→ SET QUAL=2, CO\_DATE

→ CAWI: No back (disable browser back button)

→ auto redirect to NORC after 10 seconds

[NO PIMS TRANSACTION]

EXIT SURVEY

---

## Household Composition

---

[Survey continues here for screened in cases]

PN: This question (HHCHNUMX) can be copied from SID: 2949; However, HHCHNUMJEW is NEW

[NUMBOX; RANGE 0-25, 77, 98, 99] [DOUBLE PROMPT]

**HHCHNUM.**

How many children (age 17 or younger) live in your household on a permanent basis? Include any children whom you consider to be part of your household, even if they live elsewhere some of the time. ^

[NUMBOX]

[IF HHCHNUM>0 INSERT HHCHNUMJEW on the same screen]

[NUMBOX; RANGE 0-HHCHNUM, 77, 98, 99] [PROMPT]

[ERROR MESSAGE IF > HHCHNUM: You provided an answer larger than the number of children in your household. Please check your response.]

**HHCHNUMJEW.**

How many of the children (age 17 or younger) that live in your household are Jewish in any way? ^

[NUMBOX]

---

PN: This logic can be copied from SID: 2949

**PROGRAMMING:**

CREATE TESTING ONLY PAGE

[IF HHCHNUM<=10, set HHCHNUMX=HHCHNUM. If HHCHNUM>10, set HHCHNUMX=10]

[SET HHSIZE = HHADNUM + HHCHNUM]

[SET HHOLD = 1 if HHSIZE>1]

**CREATE DOV\_HHOLD1**

**IF HHOLD=1 DOV\_HHOLD1=1**

**IF HHOLD=0 DOV\_HHOLD1=0**

**CREATE DOV\_HHSIZE1**

**DOV\_HHSIZE1=HHSIZE**

SET HHCHNUMX, HHSIZE, HHOLD, DOV\_HHOLD1, DOV\_HHSIZE1 AND SHOW ON SCREEN

---

## Respondent Demographics

---

[SP]

**RESPGENDER.**

Are you ... ^

**RESPONSE OPTIONS:**

- 01 Male
- 02 Female
- 03 Non-binary/Gender non-conforming

04 Something else (please specify): [TEXTBOX] RESPGENDER\_OTH

---

PN: This question (RESPAGE) can be copied from SID: 2949

[NUMBOX; RANGE 18-120, 777,998,999]

[CAWI CUSTOM ERROR MESSAGE WHEN ANSWER IS OUT OF BOUNDS: Respondent must be older than 17.]

**RESPAGE.**

How old are you? ^

[NUMBOX]

---

[SP]

**RESPEDU.**

What is the highest level of schooling you have completed? ^

**RESPONSE OPTIONS:**

- 01 [SHOW IF RESPAGE=18 OR 19: Currently enrolled in high school]
- 02 High school diploma (or equivalent), or less
- 03 Associate or technical degree
- 04 Bachelor's degree
- 05 Graduate or professional degree (e.g., MA, MS, JD, MD, PhD)
- 06 Other (please specify): [TEXTBOX] RESPEDU\_OTH

PN: The below logic/DOV can be copied from SID: 2949

**CREATE NUMERIC VARIABLE K12Ct**

**K12Ct=0**

[Replace K12Ct=K12Ct+1 if RESPEDU=01]

**DISPLAY K12Ct ON TESTING ONLY SCREEN**

---

PN: This question (RESPHISP) can be copied from SID: 2949

[SHOW IF HHSIZE=1]

[SP]

**RESPHISP.**

Are you of Hispanic, Latino/a, or Spanish origin, such as Argentinian, Cuban, Mexican, or Puerto Rican? ^

**RESPONSE OPTIONS:**

- 01 Yes
  - 02 No
- 

PN: This question (HHHISP) can be copied from SID: 2949

[SHOW IF HHSIZE>1]

[SP]

**HHHISP.**

Are you [SHOW IF HHADNUMX>1: or any other adult; SHOW IF HHCHNUMX>0: or any child] in your household of Hispanic, Latino/a, or Spanish origin, such as Argentinian, Cuban, Mexican, or Puerto Rican? ^

RESPONSE OPTIONS:

- 01 Yes, you
  - 02 Yes, someone else
  - 03 Yes, both you and someone else
  - 04 No
- 

PN: This question (RESPRACE) can be copied from SID: 2949

[MP]

**RESPRACE.**

What is your race? ^

[SPACE]

[remove bold] <i>Select all that apply.</i>

RESPONSE OPTIONS:

- 01 White **RESPRACE\_W**
  - 02 Black or African American **RESPRACE\_B**
  - 03 Asian **RESPRACE\_A**
  - 04 American Indian or Alaska Native **RESPRACE\_AINA**
  - 05 Native Hawaiian or other Pacific Islander **RESPRACE\_NHPI**
  - 06 Some other race or origin (please specify): [TEXTBOX] **RESPRACE\_O**
- 

PN: This question (HHRACESAME) can be copied from SID: 2949

[SHOW IF HHSIZE>1]

[SP]

**HHRACESAME.**

Does [SHOW IF HHADNUMX>1 and HHCHNUMX=0: every other adult] [SHOW IF HHADNUMX>1 AND HHCHNUMX>0: and] [SHOW IF HHCHNUMX>0: every child] in your household identify with the same racial group(s) that you do? ^

RESPONSE OPTIONS:

- 01 Yes
  - 02 No
- 

[SHOW IF HHSIZE=1]

[SP]

**RESPPOC.**

Do you identify as a person of color? ^

RESPONSE OPTIONS:



- 01 Yes
  - 02 No
- 

[SHOW IF HHSIZE>1]

[SP]

**HHPOC.**

Do you [SHOW IF **HHADNUMX>1**: or any other adult][SHOW IF **HHCHNUMX>0**: or any child] in your household identify as a person of color? ^

**RESPONSE OPTIONS:**

- 01 Yes, you
  - 02 Yes, someone else
  - 03 Yes, both you and someone else
  - 04 No
- 

[SP]

**RESPMARITAL.**

What is your current marital status? ^

**RESPONSE OPTIONS:**

- 01 Married
- 02 Living with partner
- 03 Single – never married
- 04 Divorced
- 05 Separated
- 06 Widowed

PN: The below logic/DOV can be copied from SID: 2949

[IF RESPMARITAL=01 SET MARRIED=1, SET SPOUSENAME="spouse"]

[IF RESPMARITAL=02 SET MARRIED=1, SET SPOUSENAME="partner"]

---

PN: This question (RESPPARJ) can be copied from SID: 2949

[SP]

**RESPPARJ.**

When you were growing up, did either of your parents consider themselves to be Jewish? ^

**RESPONSE OPTIONS:**

- 01 No, neither parent Jewish
  - 02 Yes, one parent Jewish
  - 03 Yes, both parents Jewish
- 

[SP]

**RESPRSD.**

Were you raised Jewish in any way?

**RESPONSE OPTIONS:**

- 01 Yes
- 02 No

---

[MP]

**RESPJSCH**

When you were growing up, did you ever attend any of the following?

[SPACE]

[remove bold] *Select all that apply.*

**RESPONSE OPTIONS:**

- 1. **RESPJSCHPT** Jewish part-time school, like Hebrew School, Religious School, or Sunday School
- 2. **RESPJSCHDS** Jewish day school or yeshiva
- 3. **RESPJSCHCM** Jewish overnight camp
- 4. **RESPEDUNO** None of these [SP]

---

PN: This question (RESPCONV) can be copied from SID: 2949  
[SHOW IF RJEWISH=1 AND (RESPPARJ=01,77,98,99,MISSING) AND  
(RESPRSD=02,77,98,99,MISSING)]  
[SP]

**RESPCONV.**

Did you have a formal conversion to Judaism, with a rabbi of any denomination?

**RESPONSE OPTIONS:**

- 01 Yes
- 02 No
- 03 In the process of conversion
- 04 Did not need to convert

---

[SHOW IF (RJEWISH=1) AND (RESPPARJ=01,77,98,99, MISSING) AND  
(RESPRSD=02,77,98,99 MISSING) AND RESPCONV = 02,04]

[MP]

**RESPWAYJEW.**

Earlier, you said that you think of yourself as Jewish in some way. Please describe the ways in which you consider yourself to be Jewish. ^

[SPACE]

[remove bold] *Select all that apply.*

**RESPONSE OPTIONS:**

- 01 [SHOW IF MARRIED=1: My [SPOUSENAME] is Jewish] RESPWJSP
  - 02 My child or children are Jewish RESPWJCH
  - 03 Have one or more Jewish grandparents RESPWJGR
  - 04 Something else (please specify): [TEXTBOX] RESPJOTH RESPWJ\_OR
- 

PN: The below logic can be copied from SID: 2949

PROGRAMMING:

CREATE TESTING ONLY PAGE

[IF (RJEWISH=1) AND (RESPPARJ=02,03,77,98,99 OR RESPRSD=01,77,98,99 OR RESPCONV=01,04 OR RESPWAYJEW=3), set RJEWISH=1; else set RJEWISH=0]

**CREATE DOV\_RJEWISH3**

**IF RJEWISH=1, DOV\_RJEWISH3=1**

**IF RJEWISH=0, DOV\_RJEWISH3=0**

SET RJEWISH, RJEWISH3 AND SHOW ON SCREEN

---

PN: This question (RESPDENOM) can be copied from SID: 2949

[SHOW IF RJEWISH=1]

**RESPDENOM.**

With which denomination/movement of Judaism do you currently identify, if any? ^

RESPONSE OPTIONS:

- 01 Orthodox
- 02 Conservative
- 03 Reconstructionist
- 04 Reform
- 05 Renewal
- 06 Humanist
- 07 Secular/Culturally Jewish
- 08 Other (please specify): [TEXTBOX] RESPDENOM\_O
- 09 Just Jewish, no particular denomination/movement

[IF RESPWAYJEW, RESPJOTH or RESPDENOM\_O includes Messianic terms then set RJEWISH=0 and set SCREENEDIN=0, set MESSIANIC=1, and GO TO F\_SCREENOUT]

**CREATE DOV\_SCREENEDIN6**

**IF SCREENEDIN=1 DOV\_SCREENEDIN6=1**

**IF SCREENEDIN=0 DOV\_SCREENEDIN6=0**

**DISPLAY DOV\_SCREENEDIN6**

[IF HHADNUM=1 and RJEWISH=0 set SCREENEDIN=0 and GO TO F\_SCREENOUT]

[IF HHADNUM=1 and RJEWISH=1 set SCREENEDIN=1]

[IF HHADNUM>1 and RJEWISH=0,1 set SCREENEDIN = 1]

**CREATE DOV\_RJEWISH4**  
**IF RJEWISH=1, DOV\_RJEWISH4=1**  
**IF RJEWISH=0, DOV\_RJEWISH4=0**

**CREATE DOV\_SCREENEDIN7**  
**IF SCREENEDIN=1 DOV\_SCREENEDIN7=1**  
**IF SCREENEDIN=0 DOV\_SCREENEDIN7=0**  
**DISPLAY DOV\_SCREENEDIN7**

**DISPLAY DOV\_RJEWISH4, SCREENEDIN7**

## Adult Roster

[IF HHADNUM=1, GO TO CHILD\_ROSTER; ELSE GO TO ADULT\_ROSTER]  
**PN: This question (ADULT\_ROSTER) can be copied from SID: 2949, but NOTE the different ROs at both HHADGEN# AND HHADEDU# and update those**

[DISPLAY]  
**ADULT\_ROSTER.**

[SHOW IF HHADNUM >1: The next set of questions is about the adults ages 18 and over who are permanent members of your household.] [IF RESPMARITAL=01 and HHADNUM>2: Please answer first about your spouse.] [SHOW IF RESPMARITAL=02 and HHADNUM>2: Please answer first about your partner.] [SHOW IF RESPMARITAL=01,02 and HHADNUM >5: Then provide information about up to three other adults, starting with any adult children who live with you.]

[SPACE]

[SHOW IF RESPMARITAL<>01,02 and HHADNUM>5: Please answer about four adults who live with you, starting with the youngest adult in your household.]

[SPACE]

Initials and nicknames will only be used to identify individuals during the survey and will not be stored in the final dataset.

[MATRIX; PROMPT IF ANY BLANKS]

[CAWI CUSTOM PROMPT: We would appreciate basic information about other adults in your household to help us understand your survey responses.]

### DEMO\_MATRIX

[Create 1 row for each adult in HH up to HHADNUM, using HHAD2-HHAD5.  
 IF RESPMARITAL=01, prepopulate HHADRLT2=01 and display “spouse”.  
 IF RESPMARITAL=02, prepopulate HHADRLT2=02 and display “partner”.]

| HHADINIT # | HHADRLT#<br>[CAT] PAUSE<br>BEFORE READING<br>CHOICES | HHADGEN# | HHADAGE# | HHADEDU# |
|------------|--|----------|----------|----------|
|            |  |          |          |          |

| Initials or nickname  | Relationship  | Gender  | Age                                  | Highest level of schooling completed   |
|---|---|---|--------------------------------------|--|
| Text box<br>[If skipped, default to Adult 1, Adult 2, Adult 3, ...] | 01 Your spouse^<br>02 Your significant other, partner, or fiancé/e<br>03 Your adult child or stepchild<br>04 Your parent, step-parent, or parent-in-law<br>05 Your daughter- or son-in-law<br>06 Your sibling<br>07 Your roommate/housemate<br>08 Other relative<br>09 Other non-relative | 01 Male^<br>02 Female<br>03 Non-binary/Gender non-conforming<br>04 Something else | #_____<br>[DROPDOWN; RANGE 18-120] ^ | 01 High school diploma (or equivalent), or less^<br>02 Associate or technical degree<br>03 Bachelor's degree<br>04 Graduate or professional degree<br>05 Other |

## Start of Religion Loop

LOOP ADULT\_INFO THROUGH HHADHS for each adult in HH up to HHADNUM value

[SP]

**HHADRLG#.**

[INSERT IF FIRST LOOP: Please provide more information about the adults in your household.

[SPACE]

Thinking about **HHADINIT#...**

[SPACE]

What is **HHADINIT#**'s religion? ^

[CATI] PAUSE BEFORE READING CHOICES. If they use any of the Messianic terms, code as 12 Other and write their response into RESPRELIG\_OR. Do not read text in parenthesis, but if those options are selected, fill in the correct response.

### RESPONSE OPTIONS:

- 01 Jewish **HHADRLGJ#**
- 02 Protestant [CATI: DO NOT READ: (for example, Baptist, Methodist, Nondenominational, Lutheran, Presbyterian, Pentecostal, Episcopalian, Reformed, Church of Christ, etc.)] **HHADRLGP#**
- 03 Roman Catholic **HHADRLGC#**
- 04 The Church of Jesus Christ of Latter-day Saints [CATI: DO NOT READ: (Mormon)] **HHADRLGM#**
- 05 Jehovah's Witness **HHADRLGW#**

- 06 Muslim **HHADRLGS#**
  - 07 Buddhist **HHADRLGB#**
  - 08 Hindu **HHADRLGH#**
  - 09 Atheist **HHADRLGA#**
  - 10 Agnostic **HHADRLGG#**
  - 11 Multiple religions (you can indicate which ones in the next question) **HHADRLGMM#**
  - 12 Something else (please specify): **[TEXTBOX] HHADRLG#\_O HHADRLG#\_OR**
  - 13 Nothing in particular **HHADRLGN#**
- 

[SHOW IF HHADRLG#=11]

[MP]

**HHADADRELM#.**

What religion(s) does **HHADINIT#** identify with?

[SPACE]

[CAWI - remove bold] *<i>Select all that apply.</i>*

[CATT] **SELECT ALL THAT APPLY.**

[CATT] **PAUSE BEFORE READING CHOICES.** If they use any of the Messianic terms, code as 12 Other and write their response into RESPRELIG\_OR. Do not read text in parenthesis, but if those options are selected, fill in the correct response.

**RESPONSE OPTIONS:**

- 01 Jewish **HHADRLMJ#**
  - 02 Protestant **[CATT: DO NOT READ: (for example, Baptist, Methodist, Nondenominational, Lutheran, Presbyterian, Pentecostal, Episcopalian, Reformed, Church of Christ, etc.)]**  
**HHADRLMP#**
  - 03 Roman Catholic **HHADRLMC#**
  - 04 The Church of Jesus Christ of Latter-day Saints **[CATT: DO NOT READ: (Mormon)] HHADRLMM#**
  - 05 Jehovah's Witness **HHADRLMW#**
  - 06 Muslim **HHADRLMS#**
  - 07 Buddhist **HHADRLMB#**
  - 08 Hindu **HHADRLMH#**
  - 09 Atheist **HHADRLMA#**
  - 10 Agnostic **HHADRLMG#**
  - 11 Something else (please specify): **[TEXTBOX] HHADRLMO# HHADRLM#\_O**
- 

[SHOW IF HHADRLG#=2,3,4,5,6,7,8,9,10,12,13,77,98,99 OR HHADADRELM#\_1<>1]

[SP]

**HHADCONS#**

Aside from religion, does **HHADINIT#** consider themselves Jewish in any way (for example, ethnically, culturally or because of your family's background)?

**RESPONSE OPTIONS:**

- 01 Yes
  - 02 No
-

[SP]

**HHADPARJ#**

When **HHADINIT#** was growing up, did either parent consider themselves to be Jewish? ^

RESPONSE OPTIONS:

- 01 No, neither parent Jewish
  - 02 Yes, one parent Jewish
  - 03 Yes, both parents Jewish
- 

PN: This question (HHADRSD#) can be copied from SID: 2949

[SP]

**HHADRSD#**

Was **HHADINIT#** raised Jewish in any way?

RESPONSE OPTIONS:

- 01 Yes
  - 02 No
- 

[SHOW IF (HHADRLG#=01 OR HHADADRELM#\_01=01 OR HHADCONS#=01) AND ((HHADPARJ#=#01,77,98,99, MISSING) AND (HHADRSD#=#02,77,98,99,MISSING))]

[SP]

**HHADCONV#**

Did **HHADINIT#** have a formal conversion to Judaism?

RESPONSE OPTIONS:

- 01 Yes
  - 02 No
  - 03 In process of conversion
  - 04 Did not need to convert
  - 77 Don't know
- 

PROGRAMMING:

CREATE TESTING ONLY PAGE

[IF (HHADRLG#=01 OR HHADRLMJ#=1 OR HHADCONS#=01) AND (HHADPARJ#=#02,03 OR HHADRSD#=#01 OR HHADCONV=#01 OR 04), SET ADJEWISH #=# 1; ELSE SET ADJEWISH#=#0)

SET **ADJEWISH#** AND SHOW ON SCREEN

---

[SHOW IF ADJEWISH#=#1]

[SP]

**HHADDENOM#**

With which denomination/movement of Judaism does **HHADINIT#** identify with, if any? ^  
[CATI] PAUSE BEFORE READING CHOICES

RESPONSE OPTIONS:

- 01 Orthodox
- 02 Conservative
- 03 Reconstructionist
- 04 Reform
- 05 Renewal
- 06 Humanist
- 07 Secular/Culturally Jewish
- 08 Other (please specify): [TEXTBOX] HHADENOM#\_OTH
- 09 Just Jewish, no particular denomination/movement

---

PROGRAMMING

CREATE TESTING ONLY PAGE

[IF RJEWISH=0 AND (HHADRLG#\_12 OR HHADADRELM#\_12 OR HHADDENOM#\_8 INCLUDE MESSIANIC TERMS), SET ADJEWISH=0 AND SET MESSIANIC=1 AND SET SCREENEDIN=0; THEN GO TO F\_SCREENOUT]

CREATE DOV\_SCREENEDIN8

IF SCREENEDIN=1      DOV\_SCREENEDIN8=1  
IF SCREENEDIN=0      DOV\_SCREENEDIN8=0  
DISPLAY DOV\_SCREENEDIN8

CREATE NUMERIC DOV SPJEWISH AND SET TO 0.

[IF HHADRLT#=01,02, SET SPJEWISH=ADJEWISH#]

[IF HHADRELIG#\_JS or HHADRLG#\_OR or HHADDENOM#\_OTH text includes Messianic terms, SET ADJEWISH=0 AND SET MESSIANIC=1 AND SET SCREENEDIN=0; THEN GO TO F\_SCREENOUT]

[IF HHADRLT#= 01,02, SET SPJEWISH=ADJEWISH#.]

---

End of religion loop

END OF LOOP.

---

Start of Race/Ethnicity Loop

IF HHHISP=02,03,77,98,99 OR HHRACESAME=02,77,98,99 OR HHPOC=02,03,77,98,99 OR  
RESRACE=77,98,99 LOOP ADULT\_RACE THROUGH HHADPOC# for each adult in HH, from 2 to 5, up to  
HHADNUM

---



[SHOW IF HHHISP=2,3,77,98,99 OR HHRACESAME=2,77,98,99 OR HHPOC=2,3,77,98,99  
OR RESPRACE=77,98,99]

[DISPLAY]

**ADULT\_RACE.**

Please provide information about the race and ethnicity of the adults in your household. ^

[SPACE]

Thinking about **HHADINIT#...**

---

[SHOW IF HHHISP=2,3,77,98,99]

[SP]

HHADHISP#.

Is **HHADINIT#** of Hispanic, Latino/a, or Spanish origin, such as Mexican, Puerto Rican, Cuban, or Argentinian? ^

RESPONSE OPTIONS:

- 01 Yes
  - 02 No
- 

PN: This question (HHADRACE#) can be copied from SID: 2949

[SHOW IF HHRACESAME=2,77,98,99 OR RESPRACE=77,98,99]

[MP]

**HHADRACE#.**

What is **HHADINIT#**'s race? ^

[SPACE]

[remove bold] <i>Select all that apply.</i>

RESPONSE OPTIONS:

- 01 White **HHADRACE\_W#**
  - 02 Black or African American **HHADRACE\_B#**
  - 03 Asian **HHADRACE\_A#**
  - 04 American Indian or Alaska Native **HHADRACE\_AINA#**
  - 05 Native Hawaiian or other Pacific Islander **HHADRACE\_NHPI#**
  - 06 Some other race or origin (please specify): **[TEXTBOX] HHADRACE\_O#**  
**HHADRACE#\_O**
- 

[SHOW IF HHPOC=2,3,77,98,99]

[SP]

**HHADPOC.#**

Does **HHADINIT#** identify as a person of color? ^

RESPONSE OPTIONS:

- 01 Yes
- 02 No
- 77 Don't know

End of race/ethnicity loop

END OF LOOP.

## Start of High School Loop

LOOP HHADHS# IF HHADAGE#=18,19

---

[SHOW IF ANY HHADAGE#=18,19]

**[DISPLAY]**

We have just a few more questions about the adults in your household.

---

[SHOW IF HHADAG#E=18,19]

[SP]

**HHADHS#**

Is **HHADINIT#** enrolled in high school in the 2022-2023 academic year?

RESPONSE OPTIONS:

01 Yes

02 No

---

[REPLACE K12Ct=K12Ct+1 IF HHADHS#=01]

Display K12Ct ON TESTING ONLY SCREEN

End of high school loop

END OF LOOP.

---

PROGRAMMING:

CREATE TESTING ONLY PAGE

[IF RJEWISH=0 AND ALL ADJEWISH#=0 OR IF MESSIANIC=1, SET SCREENEDIN=0  
AND GO TO F\_SCREENOUT]

[(IF RJEWISH=1 OR ANY ADJEWISH#=1) AND MESSIANIC=0, SET SCREENEDIN = 1]

**CREATE DOV\_SCREENEDIN9**

**IF SCREENEDIN=1 DOV\_SCREENEDIN9=1**

**IF SCREENEDIN=0 DOV\_SCREENEDIN9=0**

**DISPLAY DOV\_SCREENEDIN9**

[IF MARRIED=1 AND (RJEWISH=0 AND SPJEWISH=1) OR (RJEWISH=1 and  
SPJEWISH=0), SET **INTERFAITH=1**]

[IF ALL HHADRLT#=07 AND HHCHNUM=0, then HHOLD=0 and HHSIZE=1. In that case, suppress “or anyone in your household” language throughout survey.]

**COMPUTE DOV\_HHOLD2**  
**IF HHOLD=1 DOV\_HHOLD2=1**  
**IF HHOLD=0 DOV\_HHOLD2=0**

**CREATE DOV\_HHSIZE2**  
**DOV\_HHSIZE2=HHSIZE**

SET INTERFAITH, SCREENEDIN9, **DOV\_HHOLD2**, **DOV\_HHSIZE2** AND DISPLAY ON SCREEN.

## Child Roster

[IF HHCHNUM>0 SHOW CHILD\_RSTR THROUGH HHCHPC#; ELSE GO TO RESIDENCY]

**PN: THIS QUESTION (CHILD\_RSTR) CAN BE COPIED FROM SID: 2949, BUT NOTE THE DIFFERENT ROS AT HHCHGEN# AND UPDATE THOSE**

[SHOW IF HHCHNUM>0]  
 [DISPLAY]

### CHILD\_RSTR.

The next set of questions is about the **[IF HHCHNUM = 1: child] [IF HHCHNUM>1: children]** aged 17 or younger in your household. Initials and nicknames will only be used to identify individuals during the survey and will not be stored in the final dataset. **[IF HHCHNUMX>10:** If there are more than 10 children in the household, please enter information for the first 10, starting with the youngest.]

[SHOW IF HHCHNUM>0]  
 [MATRIX; PROMPT IF ANY BLANKS]

[CAWI CUSTOM PROMPT: *We would appreciate basic information about the children in your household to help us understand your survey responses.*

DEMO\_MATRIX2.

[Create 1 row for each child in HH up to HHCHNUMX, using HHCH1-HHCH10]

| HHCHINIT#               | HHCHRLT#<br>[CATI] PAUSE<br>BEFORE<br>READING<br>CHOICES | HHCHGEN# | HHCHAGE#                                    | HHCHGRD#                           |
|-------------------------|--|----------|---|------------------------------------|
| Initials or<br>nickname | Relationship   | Gender   | Age (enter 0 if<br>less than 1 year<br>old) | Grade in 2022-<br>2023 school year |

|   |  |   |                                    |  |
|---|--|---|------------------------------------|--|
| Text box<br>[If skipped, default to Child 1, Child 2, Child 3, ...] | 01 Your child^<br>02 Your stepchild<br>03 Your sibling<br>04 Your grandchild<br>05 Other relative<br>06 Other non-relative | 01 Male^<br>02 Female<br>03 Non-binary/Gender non-conforming<br>04 Something else | #_____ ^<br>[DROPDOWN; RANGE 0-17] | 01 Not yet in kindergarten^<br>02 Kindergarten-Grade 5<br>03 Grade 6-8<br>04 Grade 9-12<br>05 Past high school (e.g., college, gap year)<br>06 Not in school |
|---|--|---|------------------------------------|--|

[Set K12Ct=K12Ct+1 if HHCHGRD#=02 or 03 or 04]  
 [CREATE NUMERIC DOV PKCT, where PKCt=0. Set PKCt=PKCt+1 if HHCHGRD#=01]  
 [CREATE NUMERIC DOV PARENT. Set PARENT=1 if any HHCHRLT#=01 or 02]  
 DISPLAY K12Ct, PKCT, PARENT ON TESTING ONLY SCREEN

[SHOW IF HHCHNUM>0]  
 [SP]  
**HHCHRLG1.**  
 [PARENT=1: Do you consider HHCHINIT# to be...] [IF HHCHRLT#>=03 or missing HHCHRLT#: Does HHCHINIT#'s parent consider HHCHINIT# to be...]^

RESPONSE OPTIONS:  
 01 Jewish  
 02 Jewish and something else (please specify): [TEXTBOX] HHCHRLG#\_JS  
 03 Something else (please specify): [TEXTBOX] HHCHRLG#\_SE  
 04 None of these  
 77 [IF HHCHRLT#>=03 or missing HHCHRLT#: Don't know]

PN: This question (HHRLGSAME) can be copied from SID: 2949  
 [SHOW IF HHCHNUM>1]  
 [SP]

**HHCHRLGSAME.**  
 Is that answer the same for all of the children in the household?

RESPONSE OPTIONS:  
 01 Yes  
 02 No

[LOOP HHCHRLG for each HHCH starting with 2 up to HHCHNUMX]

[SHOW IF HHCHRLGSAME= 02,77,98,99]

[SP]

**HHCHRLG.**

[If HHCHRLT#<03: Do you] [If HHCHRLT#>=03 or missing HHCHRLT#: Does HHCHINIT#'s parent] consider HHCHINIT# to be...

RESPONSE OPTIONS:

- 01 Jewish
- 02 Jewish and something else (please specify): [TEXTBOX] HHCHRLG#\_JS
- 03 Something else (please specify): [TEXTBOX] HHCHRLG#\_SE
- 04 None of these
- 77 [IF HHCHRLT#>=03 or missing HHCHRLT#: Don't know]

---

LOOP CHILD\_ETH THROUGH HHCHPC from 1 up to HHCHNUM IF HHHISP= 2,3,77,98,99 OR IF HHRACESAME=02,77,98,99 OR IF HHPOC=2,3,77,98,99

[SHOW IF HHHISP= 2,3,77,98,99 OR IF HHRACESAME=02,77,98,99 OR IF HHPOC=2,3,77,98,99]

[DISPLAY]

**CHILD\_ETH.**

Please provide information about the race and ethnicity of the children in your household.

[SPACE]

Thinking about **HHCHINIT#...**

---

[SHOW IF (HHHISP= 2,3,77,98,99 OR IF HHRACESAME=02,77,98,99 OR IF HHPOC=2,3,77,98,99)]

[SP]

**HHCHHISP.**

Is **HHCHINIT#** of Hispanic, Latino/a, or Spanish origin, such as Mexican, Puerto Rican, Cuban or Argentinian? ^

RESPONSE OPTIONS:

- 01 Yes
- 02 No

---

[SHOW IF (HHHISP= 2,3,77,98,99 OR IF HHRACESAME=02,77,98,99 OR IF HHPOC=2,3,77,98,99)]

[MP]

**HHCHRACE.**

What is **HHCHINIT#**'s race?

[SPACE]

[remove bold] <i>Select all that apply.</i>

RESPONSE OPTIONS:

- 01 White HHCHRACE\_W#
- 02 Black or African American HHCHRACE\_B#
- 03 Asian HHCHRACE\_A#
- 04 American Indian or Alaska Native HHCHRACE\_AINA#
- 05 Native Hawaiian or other Pacific Islander HHCHRACE\_NHPI#
- 06 Some other race or origin (please specify): [TEXTBOX] HHCHRACE\_O#  
HHCHRACEO#\_O

---

[SHOW IF HHPOC=2,3,77,98,99]

[SP]

**HHCHPC#.**

[IF HHCHRLT#<03: Do you] [If HHCHRLT#>=03,77,98,99: Does HHCHINIT#'s parent] consider HHCHINIT# to be a person of color? ^

RESPONSE OPTIONS:

- 1. Yes
- 2. No
- 77. Don't know

---

END LOOP.

---

## Residency

[DISPLAY]

**RESIDENCY.**

We would like to know about your home and length of residence in the Washtenaw County area.

---

[SP]

**LOCSEHOME**

Do you live outside the Washtenaw County area for any part of the year?

RESPONSE OPTIONS:

- 1. Yes
- 2. No

---

[SHOW IF LOCSEHOME = 1]

[SP]

**LOCHOME**

Thinking about your current home in the Washtenaw County area, do you consider it to be....

**RESPONSE OPTIONS:**

1. Your permanent residence
  2. Your temporary residence while in school or for your current position
  3. Your vacation or seasonal home
  4. Something else (please specify): [TEXTBOX] **LOCHOME\_O**
- 

**[SHOW IF LOCSECHOME = 1]**

[SP]

**LOCSECSIXMO**

In a typical year, do you spend a total of six months or more in the Washtenaw County area?

**RESPONSE OPTIONS:**

1. Yes, six months or more
  2. No, less than six months
- 

[SP]

**RESPRSDWHERE**

Where were you raised primarily?

**RESPONSE OPTIONS:**

1. Washtenaw County area
  2. In the Metro Detroit area
  3. Elsewhere in the Midwest
  4. Elsewhere in the United States
  5. Other country (please specify): [TEXTBOX] **RESPRSDWHERE\_OTH**
- 

**[IF RESPRSDWHERE = 1]**

**LOCLIFE**

Aside from college or graduate school, have you lived in the Washtenaw County area all of your adult life?

**RESPONSE OPTIONS:**

1. Yes
  2. No
- 

**[SHOW IF LOCLIFE =2 or 77,98,99,MISSING]**

[NUMBOX; RANGE 0-120,777,998,999]

**LOCYEARS.**

For how many years have you lived in the Washtenaw County area?

[SPACE]

Please enter 0 if you have lived in the area for less than one year. If you left Washtenaw County area and returned, please enter the number of years since you returned. ^

[NUMBOX] years

[DYNAMICALLY INSERT IF LOCYEARS <=10]

[SP]

**LOCFROM**

Where did you live before moving to the Washtenaw County area? ^

RESPONSE OPTIONS:

- 01 In the Metro Detroit area
- 02 Elsewhere in the Midwest
- 03 Elsewhere in the United States
- 04 Other country (please specify): [TEXTBOX] LOCRSD\_O

---

[SHOW IF LOCYEARS <= 10]

[MP]

**LOCWCREAS**

What are the primary reasons you moved to the Washtenaw County area? If you have moved here multiple times over your life, think of the most recent move.

[SPACE]

[remove bold] <i>Select all that apply.</i>

RESPONSE OPTIONS:

- 1. Cost of living **LOCWCCOST**
- 2. For a job or career (including work at college or university) **LOCWCJOB**
- 3. To attend college or university as an undergraduate **LOCWCSCHUG**
- 4. To attend college or university for graduate or professional school **LOCWCSCHG**
- 5. Quality of the local Jewish community **LOCWCJCOMM**
- 6. Quality of the overall community **LOCWJCOMM**
- 7. For medical care or other social services **LOCWMED**
- 8. To be close to family **LOCWCFAM**
- 9. Other (please specify): [TEXTBOX] **LOCWCOTH , LOCWCOTH\_TXT**
- 10. None of these [SP] **LOCWCNONE**
- 77. Not sure [SP]

---

[SP]

**LOCLEAVE**

Do you have plans to move away from the Washtenaw County area within the next three years?

RESPONSE OPTIONS:

- 1 Yes
- 2 No

---

[SHOW IF LOCLEAVE=1]

[MP]



**LOCLEAVEREAS**

What are the primary reasons you are considering moving?

[SPACE]

[remove bold] <i>Select all that apply.</i>

RESPONSE OPTIONS, RANDOMIZE:

1. For a job or career **LOCLEAVEJOB**
2. More Jewish opportunities, including Jewish education for children **LOCLEAVEJCOMM**
3. To be close to family who live elsewhere **LOCLEAVEFAM**
4. Other (please specify): [TEXTBOX] [ANCHOR] **LOCLEAVEOTH ,  
LOCLEAVEOTH\_TXT**
5. None of these [SP] [ANCHOR] **LOCLEAVENONE**
77. Not sure [SP] [ANCHOR]

---

**Preschool**

---

[SHOW IF ANY HHCHGRD#=01]

[DISPLAY]

**CHILD\_EDU.**

Next, we would like to find out about the education of any children in your household not yet in kindergarten. Please answer about your children's usual school or daycare enrollment in the 2022-2023 academic year.

---

[LOOP PKNOW for each child if HHCHGRD=01]

[SHOW IF HHCHGRD=01]

[SP]

**PKNOW.**

Is [HHCHINIT#] enrolled in a Jewish preschool or daycare programs for the 2022-2023 academic year?

RESPONSE OPTIONS:

1. Yes
  2. No
- 

**K-12 Jewish Education for Respondent**

[IF RESPEDU=01 AND RJEWISH=01 SHOW JEW\_EDU THROUGH JEDBAR]

---

[SHOW IF RESPEDU=1 AND RJEWISH=1]

[DISPLAY]

**JEW\_EDU.**

The next questions are about your current Jewish education.

---

[SHOW IF RESPEDU=1 AND RJEWISH=1]  
[SP]

**JEDCHOICER**

In the current academic year, which type of school do you primarily attend?

**RESPONSE OPTIONS:**

1. Hebrew Day School or another Jewish day school or yeshiva
2. Public school (including charter school)
3. Private school (other than a full-time Jewish day school or yeshiva)
4. Home-schooled
5. Not in school
6. Other

---

[SHOW IF RESPEDU=1 AND RJEWISH=1]  
[GRID;SP]

**JEDYRR.**

In the current academic year do you attend any of the following forms of Jewish education?

**GRID ITEMS:**

- A. A part-time Jewish school like a Hebrew School, Religious School, or Sunday School  
**JEDPTR**
- B. Classes at a synagogue aside from a Jewish part-time school (e.g., confirmation class)  
**JEDCLR**
- C. Tutoring or private classes in Hebrew or Jewish subjects **JEDTUTR**
- D. A Jewish youth group (e.g., BBYO, AARTY/NFTY, Hazon Jewish Youth Climate Movement, Habonim Dror and Young Judaea) **CATI: B-B-Y-O, NIFTY, Young Jew-DAY-uh** or teen program **JEDYGR**

**RESPONSE OPTIONS:**

- 01 Yes
- 02 No

---

[SHOW IF RESPEDU=1 AND RJEWISH=1]  
[GRID; SP]

**JEDSUMR**

Did you attend any of the following camp programs in summer 2022? Include participation as a camper or staff member.

**GRID ITEMS:**

- A. A Jewish day camp **JEDJDCR**
- B. A Non-Jewish day camp **JEDNJDCR**
- C. A Jewish overnight camp **JEDJOCR**
- D. A Non-Jewish overnight camp **JEDNJOCR**

RESPONSE OPTIONS:

- 01 Yes
  - 02 No
- 

[SHOW IF RESPEDU=1 AND RJEWISH=1]

[SP]

**JEDISRR**

Have you ever participated in a in a teen trip to Israel?

RESPONSE OPTIONS:

- 01 Yes
  - 02 No
- 

[SHOW IF RESPEDU=1 AND RJEWISH=1]

[SP]

**JEDBBR.**

Did you have a bar mitzvah, bat mitzvah or b-mitzvah? ^

RESPONSE OPTIONS:

- 01 Yes
  - 02 Will have one in the future
  - 03 No
- 

## K-12 Jewish Education for Other Adults Who Are in High School

LOOP JEW\_EDU2 THROUGH HHBARBATAD FOR EACH ADULT IF HHADHS=1

---

[DISPLAY]

**JEW\_EDU2.**

The next questions are about the Jewish education of **HHADINT#**.

---

[SHOW IF HHADHS=1]

[SP]

**JEDCHOICEAD#**

In the current academic year, which type of school does **HHADINT#** primarily attend?

RESPONSE OPTIONS:

- 01 Hebrew Day School or another Jewish day school or yeshiva
- 02 Public school (including charter school)
- 03 Private school (other than a full-time Jewish day school or yeshiva)
- 04 Home-schooled
- 05 Not in school
- 06 Other

[SHOW IF HHADHS=1]

[GRID; SP]

**JEDYRAD#.**

In the current academic year, does [INSERT: HHADINT#] attend any of the following forms of Jewish education?

**GRID ITEMS:**

- A. A part-time Jewish school like a Hebrew School, Religious School, or Sunday School  
JEDPTAD#
- B. Classes at a synagogue aside from a part-time Jewish school (e.g., confirmation class)  
JEDCLAD#
- C. Tutoring or private classes in Hebrew or Jewish subjects JEDTUTAD#
- D. A Jewish youth group ((e.g., BBYO, AARTY/NFTY, Hazon Jewish Youth Climate Movement, Habonim Dror and Young Judaea) [CATI: B-B-Y-O, AARTY/NIFTY, Young Jew-DAY-uh]s) or teen program JEDYGAD#

**RESPONSE OPTIONS:**

- 01 Yes
  - 02 No
- 

[SHOW IF HHADHS=1]

[GRID; SP]

**JEDSUMAD#.**

Did [HHADINT#] attend any of the following camp programs in summer 2022? Include participation as a camper or staff member.

[SPACE]

[remove bold] <i>Select all that apply.</i>

**GRID ITEMS:**

- A. A Jewish day camp JEDJDCAD#
- B. A Non-Jewish day camp JEDNJDCAD#
- C. A Jewish overnight camp JEDJOCAD#
- D. A Non-Jewish overnight camp JEDNJOCAD#

**RESPONSE OPTIONS:**

- 01 Yes
  - 02 No
- 

[SHOW IF HHADHS=1]

[SP]

**JEDTRIPAD#**

Has HHADINT# ever participated in a teen trip to Israel?

RESPONSE OPTIONS:

- 01 Yes
  - 02 No
- 

[SHOW IF HHADHS=1]

[SP]

**HHBARBATAD.**

Did [HHADINT#] have a bar mitzvah, bat mitzvah or b-mitzvah? [CATI: bahr MITTS-vah, baht MITTS-vah or b MITTS-vah]

RESPONSE OPTIONS:

- 01 Yes
  - 02 Will have one in the future
  - 03 No
- 

## K-12 Jewish Education

---

[SHOW IF HHCHGRD=2,3,4]

[DISPLAY]

**JECH\_DIS.**

The next questions are about the current education of each school-age child age 17 and younger.

---

LOOP CHILD\_INTRO THROUGH HHCHBARBAT FOR EACH CHILD IF  
HHCHGRD#=02,03,04

---

[SHOW IF HHCHGRD=02,03,04]

[DISPLAY]

**CHILD\_INTRO.**

Thinking about HHCHINT#...

---

[SHOW IF HHCHGRD=02,03,04]

[SP]

**JEDCHOICE#**

In the current academic year, which type of school does HHCHINIT# primarily attend?

RESPONSE OPTIONS:

- 01 Hebrew Day School or another Jewish day school or yeshiva
- 02 Public school (including charter school)
- 03 Private school (other than a full-time Jewish day school or yeshiva)
- 04 Home-schooled
- 05 Not in school

06 Other

---

[SHOW IF HHCHGRD=2,3,4]

[GRID; SP]

**JEDYEAR.**

In the current academic year, does HHCHINIT# attend any of the following forms of Jewish education?

**GRID ITEMS:**

- A. A part-time Jewish school like a Hebrew School, Religious School, or Sunday School JEDPT#^
- B. Classes at a synagogue aside from a part-time Jewish school (e.g., confirmation class) JEDCL#
- C. Tutoring or private classes in Hebrew or Jewish subjects JEDTUT#
- D. A Jewish youth group (e.g., BBYO, AARTY/NFTY, Hazon Jewish Youth Climate Movement, Habonim Dror and Young Judaea) [CATI: B-B-Y-O, AART/NIFTY, Young Jew-DAY-uh) or teen program JEDYG#

**RESPONSE OPTIONS:**

- 01 Yes
  - 02 No
- 

[SHOW IF HHCHGRD=02,03,04]

[GRID; SP]

**JEDSUM.**

Did HHCHINIT# attend any of the following camp programs in summer 2022? Include participation as a camper or staff member.

**GRID ITEMS:**

- A. A Jewish day camp JEDJDC ^
- B. A Non-Jewish day camp JEDNJDC
- C. A Jewish overnight camp JEDJOC
- D. A Non-Jewish overnight camp JEDNJOC

**RESPONSE OPTIONS:**

- 01 Yes
  - 02 No
- 

[SHOW IF (HHCHAGE>11 OR HHCHAGE=77,98,99, MISSING) AND IF HHCHGRD=02,03,04]

[SP]

**JEDTRIP#**

Has HHCHINIT# ever participated in a teen trip to Israel?

**RESPONSE OPTIONS:**

- 01 Yes

02 No

---

PN: This question (HHCHBARBAT#) can be copied from SID: 2949

[SHOW IF (HHCHAGE>11 OR HHCHAGE=77,98,99, MISSING) AND HHCHGRD=02,03,04]

[SP]

**HHCHBARBAT.**

Did HHCHINIT# have a bar mitzvah, bat mitzvah or b-mitzvah? [CATI: bahr MITTS-vah, baht MITTS-vah or b MITTS-vah]

RESPONSE OPTIONS:

- 01 Yes
  - 02 Will have one in the future
  - 03 No
- 

END OF CHILD EDUCATION LOOP.

END LOOP.

---

## All Children

---

[SHOW IF ANY HHCHAGE<13]

[DISPLAY]

**CHILD\_HOUSE.**

There are a few more questions about the children in your household.

---

[SHOW IF ANY HHCHAGE<13]

[SP]

**JEDPJLIB.**

PJ Library is a program that sends free Jewish children's books to families with young children. Does your household currently receive books from PJ Library or PJ Our Way? ^

RESPONSE OPTIONS:

- 01 Yes
  - 02 No
  - 03 Not aware of it
- 

[SHOW IF ANY HHCHAGE<12]

[SP]

**JEDTOTSHAB.**

In the past year, [SHOW IF HHCHNUM=1: has this child] [SHOW IF HHCHNUM>1: have any children in the household] participated in any Jewish-sponsored programming outside of school or preschool, such as Tot Shabbat, synagogue-based playgroups, or community family holiday programs?

RESPONSE OPTIONS:

- 01 Yes, in-person programs only
- 02 Yes, online programs only
- 03 Yes, both in-person and online programs
- 04 No

---

## SCHOOL CHOICE And preferences

---

[Show if there are any k-12 children AND none are in day school (JEDCHOICE# <> 01) and none are in Hebrew school (JEDPT#) and none classes at a synagogue (JEDCL#)]

[SHOW IF HHCHGRD#=2,3,4 AND ALL (JEDYEARA<>1 AND JEDYEARB<>1 AND JEDYEARC<>1) AND (ALL JEDCHOICE#<>01)]

[MP]

**JEDNOJE**

Which of the following are reasons that your [INSERT IF K12CT= 1: child][IF K12CT> 1: children] in grades K-12 are not currently enrolled in Jewish education?

[SPACE]

[remove bold] <i>Select all that apply.</i>

RESPONSE OPTIONS, RANDOMIZE:

- 1. Cost JEDNOJECOST
- 2. Location JEDNOJELOC
- 3. Schedule JEDNOJESCH
- 4. Quality of education offered JEDNOJEQL
- 5. No good religious fit JEDNOJEREL
- 6. No good social fit JEDNOJESOC
- 7. No good academic fit JEDNOJEACAD
- 8. No age appropriate option JEDNOJEAPP
- 9. Because synagogue membership is required and I am not a member JEDNOSYN
- 10. Not important to me JEDNOJENOIMP
- 11. Other reason (please specify): [TEXTBOX][ANCHOR] JEDNOJEOTH, JEDNOJEOTH\_O

---

[Show If there is a K-5 child who is in Jewish ed in Hebrew school (JEDPT)or in synagogue (JEDCL) or in tutoring (JEDTUT) but not in day school (IF HHCHGRD#=02 AND (JEDPT#=Yes or (JEDCL#=Yes)) and JEDCHOICE# <> 01 [No ].

[SHOW IF HHCHGRD#=02 AND JEDYEARA,B,C=1 AND JEDCHOICE#<>01]

[MP]

**JEDNODS**

Which of the following are reasons that your [INSERT IF K12CT= 1: child][IF K12CT> 1: children] in grades K-5 are not currently enrolled in Hebrew Day School?

[SPACE]

[remove bold] <i>Select all that apply.</i>



**RESPONSE OPTIONS, RANDOMIZE:**

1. Cost JEDNODSCOST
  2. Location JEDNODSLOC
  3. Schedule JEDNODSSCH
  4. Quality of education offered JEDNODSQUA
  5. Prefer a more diverse learning environment JEDNODSREL
  6. Not a good social fit JEDNODSSOC
  7. Not a good academic fit JEDNODSACAD
  8. Not important to me JEDNODSNOIMP
  9. Was not aware of the option JEDNODSDK
  10. Other reason (please specify): [TEXTBOX] [ANCHOR] JEDNODSOTH, JEDNODSOTH\_O
- 

**[If kids in k-12 and any Jewish education (JEDPT# OR JEDCL# OR JEDTUT# OR JEDYG#)]**

[SHOW IF HHCHGRD#=2,3,4 AND JEDYEARA,B,C,D=1]

[SP]

**JEDSAT**

Overall, how satisfied are you with the Jewish education that is available in the Washtenaw County area?

**RESPONSE OPTIONS:**

1. Not at all satisfied
  2. Not too satisfied
  3. Somewhat satisfied
  4. Very satisfied
- 

[SHOW IF JEDSAT=1,2,3]

[MEDIUM TEXTBOX]

**JEDSATOP**

Please explain why you are not very satisfied with the Jewish education in the Washtenaw County area.

[TEXTBOX]

---

**[If no kids in Jewish overnight camp (JEDJOC# =NO)]**

[SHOW IF HHCHGRD#=2,3,4 AND JEDSUMC=2]

[SP]

**JEDCAMPFUT**

How likely are you to send a child to Jewish overnight camp in the future?

**RESPONSE OPTIONS:**

1. Not at all likely
2. Not too likely
3. Somewhat likely
4. Very likely

77. Not Sure

---

[SHOW IF JEDCAMPFUT=1,2]

[MP]

**JEDCAMPWHY**

What are the primary reasons you are not considering sending your child/any of your children to Jewish overnight camp?

[SPACE]

[remove bold] <i>Select all that apply.</i>

**RESPONSE OPTIONS, RANDOMIZE:**

1. Cost JECAMPWCOST
  2. No appropriate Jewish camp options (e.g. special interests) JECAMPWOPT
  3. Quality of Jewish camps JECAMPWQT
  4. Location or distance of Jewish camps JECAMPWLOC
  5. Not interested in overnight camp JECAMPWNIOC
  6. Not interested in Jewish camp JECAMPWNIJC
  7. Prefer other camps JECAMPWPOTC
  8. Prefer other summer activities JECAMPWPOS
  9. Other reason (please specify): [TEXTBOX] [ANCHOR] JECAMPWOTH, JECAMPWOTH\_O
- 

[If any child in grade 8 or younger, including preschool (IF HHCHGRD#=01 or 02 or 03)]

[SHOW IF HHCHGRD#=1,2,3]

[SP]

**JEDCHARTER**

A Hebrew language charter school is a tuition-free public charter school that teaches Modern Hebrew language and Israeli culture within the academic program and teaches about religions but does not promote any particular religion.

[SPACE]

If such a school were available, how interested would you be in enrolling your child/any of your children?

**RESPONSE OPTIONS:**

1. Not at all interested
  2. Not too interested
  3. Somewhat interested
  4. Very interested
  77. Don't know
- 

## Religious Life

---

[DISPLAY]

**RITUAL.**

The next questions ask about your involvement in Jewish religious and ritual activities. Although your activities in the past year might have been different than usual because of the coronavirus pandemic, please answer all questions about your recent involvement. Participation includes both in-person and online activities.

---

[SP]

**RLSYNANY.**

Do you [IF HHOLD=1: or anyone in your household] currently belong to a Jewish congregation, such as a synagogue, temple, *minyan*[CATI: min-YAHN], *chavurah*</i>[CATI: ha-voo-RAH], or High Holy Day congregation? ^

RESPONSE OPTIONS:

- 01 Yes
  - 02 No
- 

[SHOW IF RLSYNANY = 01]

[SP]

**RLSYNDUES**

Do you pay membership dues of any sort at any Jewish congregation?

RESPONSE OPTIONS:

- 01 Yes
  - 02 No
- 

[SHOW IF RLSYNANY = 01]

[MP]

**RLSYNNAME**

To which of the following congregations do you belong?

[SPACE]

[remove bold] <i>Select all that apply.</i>

RESPONSE OPTIONS:

1. Ann Arbor Orthodox Minyan RLSYNOM
  2. Ann Arbor Reconstructionist Congregation RLSYNRC
  3. Beth Israel Congregation RLSYNBI
  4. Chabad House RLSYNCH
  5. Jewish Cultural Society RLSYNJCS
  6. Pardes Hannah RLSYNPH
  7. Temple Beth Emeth RLSYNTB
  8. Other congregation in the Washtenaw County area (please specify): RLSYNOTH  
[TEXTBOX] RLSYNNAME#\_OTH
  9. A congregation outside of the Washtenaw County area
-

[SP]

**RLSYNSVC.**

In the past year, how often did you attend any type of organized Jewish religious services, whether in person or online? Do not include special occasions like weddings and funerals. ^

**RESPONSE OPTIONS:**

- 01 Never
  - 02 Once or twice
  - 03 Every few months
  - 04 About once a month
  - 05 Two or three times a month
  - 06 Once a week or more
- 
- 

[SHOW IF RLSYNSVC=02,03,04,05,06]

[SP]

**RLSYNPRF.**

Thinking about religious services in the future, would you prefer to attend...^

**RESPONSE OPTIONS:**

- 01 In-person services
  - 02 Online services
  - 03 Both in-person and online services
  - 04 No preference
- 

[SHOW IF RLSYNSVC=02,03,04,05,06]

[SP]

**RLHOLHIGH.**

In fall 2022, did you attend or participate in High Holiday services, either in person or online? ^

**CAWI RESPONSE OPTIONS:**

- 01 Yes
- 02 No

**CATI RESPONSE OPTIONS:**

- 01 YES
  - 02 NO
- 

[SP]

**RLSHABCAND**

In the past year, how often did you [INSERT IF HHOLD=1: or anyone in your household] light Shabbat candles on a Friday night?

RESPONSE OPTIONS:

1. Never
  2. Rarely
  3. Sometimes
  4. Always or almost always
- 

[SP]

**RLSHABDIN**

In the past year, how often did you {if HHOLD=1: or anyone in your household} have or attend a special meal for Shabbat?

RESPONSE OPTIONS:

1. Never
  2. Rarely
  3. Sometimes
  4. Always or almost always
- 

[SP]

**RLYKFAST.**

In fall 2022, did you fast during Yom Kippur? [CATI: yohm kee-POOR] ^

RESPONSE OPTIONS:

- 01 Yes, for all or part of the day
  - 02 No, did not fast for medical reasons
  - 03 No, did not fast
- 

[SP]

**RLHCNDL.**

Last year, did you [SHOW IF HHOLD=1: or anyone in your household] light Hanukkah candles? ^

CAWI RESPONSE OPTIONS:

- 01 Yes
- 02 No

CATI RESPONSE OPTIONS:

- 01 YES
  - 02 NO
- 

[SP]

**RLSEDER.**

In spring 2022, did you [SHOW IF HHOLD=1: or anyone in your household] attend or hold a Passover Seder [CATI: SAY-dir], whether in person or online? ^

CAWI RESPONSE OPTIONS:

- 01 Yes
- 02 No

CATI RESPONSE OPTIONS:

- 01 YES
  - 02 NO
- 

[SP]

**RLKOSH.**

Which of the following best describes your current practices regarding keeping kosher? ^

RESPONSE OPTIONS:

- 01 Don't follow kosher rules at all
  - 02 Follow some kosher rules, like avoiding pork or shellfish
  - 03 Keep kosher only at home
  - 04 Keep kosher all the time
- 

End Religious Life

**Jewish Life**

---

[SP]

**JLFRIEND**

How many of your closest friends are Jewish? ^

RESPONSE OPTIONS:

- 01 None of them
  - 02 Hardly any of them
  - 03 About half
  - 04 Most of them
  - 05 All of them
- 

[SHOW IF RJEWISH=1]

[SP]

**JEWIMP.**

How important is being Jewish to how you think about yourself? ^

RESPONSE OPTIONS:

- 01 Not at all important
- 02 Only a little important
- 03 Moderately important
- 04 Very important

[SHOW IF RJEWISH=1]

[MP]

**JLIDENTITY.**

Which of the following do you consider to be *<i>essential</i>* aspects of being Jewish?

[SPACE]

[CAWI - remove bold] *<i>Select all that apply.</i>*

**RESPONSE OPTIONS:**

1. Working for justice and equality in society **JLESSJUSTICE**
  2. Jewish learning and education **JLESSLEARN**
  3. Learning and teaching about the Holocaust **JLESSHOL**
  4. Caring about Israel **JLESSISR**
  5. Observing Jewish law (*halakha*) [CATI: hah-lah-HAH] **JLESSLAW**
  6. Taking care of Jews in need **JLESSWORLD**
  7. Taking care of people in need **JLESSPENEED**
  8. Engaging in Jewish art and culture such as music, food, literature **JLESSART**
  9. Connecting to family and traditions **JLESSFAM**
  10. Engaging in Jewish rituals **JLESSENG**
  11. Being part of a Jewish community **JLESSJCOMM**
  12. Praying or spiritual connection **JLESSPRAY**
  13. Other (please specify): [TEXTBOX] **JLESSOTHER, JLESSOTHER\_O**
  14. None of these **JLESSNONE [SP]**
- 

[GRID; SP]

**JLCONN.**

How much, if at all, do you feel...

**GRID ITEMS (RANDOMIZE):**

- A. a sense of belonging to the Jewish people? **JLCONNPPPL**
- B. a sense of belonging to the Washtenaw County area Jewish community? **JLCONNWC**
- C. a sense of belonging to an online Jewish community? **JLCONNOL**
- D. that being Jewish is a part of your daily life? **JLDAILY**

**RESPONSE OPTIONS:**

- 01 Not at all
  - 02 Not much
  - 03 Somewhat
  - 04 A great deal
- 

[SP]

**JLCONNSAT.**

Overall, how satisfied are you with your current level of participation in the Washtenaw County area Jewish community? ^

RESPONSE OPTIONS:

- 01 Not at all satisfied
  - 02 Not too satisfied
  - 03 Somewhat satisfied
  - 04 Very satisfied
- 

[MP]

**JLBARRIERS.**

Do any of the following conditions limit your participation in the Washtenaw County area Jewish community?

[SPACE]

[CAWI - remove bold] *Select all that apply.*

[CATI] **SELECT ALL THAT APPLY.**

RESPONSE OPTIONS, RANDOMIZE:

- 01 You don't know many people JLLMTSOCIAL^
  - 02 You are not confident in your Jewish knowledge JLLMTKNOW
  - 03 Your political views are unwelcome JLLMTPOL^
  - 04 You feel unwelcome JLLMTWELC
  - 05 Location not convenient JLLMTLOC^
  - 06 You haven't found Jewish activities that interest you JLLMTACTIV
  - 07 It's too expensive JLLMTCOST^
  - 08 Safety or security concerns JLLMTSAFE
  - 09 You are unable to participate because of the coronavirus crisis JLLMTCV
  - 010Lack of accessibility for people with disabilities and/or other needs JLLMTACC ^
  - 011Other (please specify): [TEXTBOX][ANCHOR] JLLMTOTH JLBARROTH\_O
  - 012None of these [SP] [ANCHOR] JLLMTNONE
- 

[GRID; SP]

**JLWELC.**

Overall, in your opinion, how welcoming are the Washtenaw County area Jewish organizations to ...

GRID ITEMS:

- A. Interfaith families? JLWELCINT^
- B. People of color? JLWELCJOC
- C. LGBTQ+ people? [CATI: Read only if asked for clarification: Lesbian, Gay, Bisexual, Transgender, Queer/Questioning] [CAWI: (Lesbian, Gay, Bisexual, Transgender, Queer/Questioning)] JLWELCLG^
- D. People with disabilities or special needs? JLWELCDIS
- E. Newcomers to the Washtenaw County area? JLWELCWC
- F. People who are single? JLWELCSING
- G. People without children at home? JLWELCNC

RESPONSE OPTIONS:

- 01 Not at all welcoming



- 02 Not too welcoming
  - 03 Somewhat welcoming
  - 04 Very welcoming
  - 77 No opinion
- 

[MP]

**ORGINFO**

Where do you get your information about local Jewish activities, news, and events, if any?

[SPACE]

[CAWI - remove bold] <i>Select all that apply.</i>

[CATI] **SELECT ALL THAT APPLY.**

**RESPONSE OPTIONS:**

- 01 Federation newsletter/email **ORGINFOFED**
  - 02 Synagogue or organization newsletter/email **ORGINFOSYN^**
  - 03 <i>Washtenaw Jewish News</i> **ORGINFOJNEWS**
  - 04 A rabbi or other Jewish community leader **ORGINFORAB^**
  - 05 Bulletin boards in public spaces **ORGINFOSEC**
  - 06 General press, like the Ann Arbor Observer **ORGINFMED**
  - 07 Family or friends **ORGINFOFAM**
  - 08 Internet or social media **ORGINFOINT^**
- 

[SP]

**ORGINFOEASY**

How difficult or easy is it to get information about programs, events, and other activities in the Washtenaw County area Jewish community?

**RESPONSE OPTIONS:**

- 1. Very easy
  - 2. Somewhat easy
  - 3. Somewhat difficult
  - 4. Very difficult
  - 5. Not interested in this information
- 

[GRID; SP]

**JLANTI.**

How concerned are you about antisemitism...

**GRID ITEMS:**

- A. ... on college campuses? **JLANTICC**
- B. ... in the Washtenaw County area, aside from college campuses? **JLANTIWC**
- C. ... in the United States? **JLANTIUS^**
- D. ... around the world? **JLANTIWR**

RESPONSE OPTIONS:

- 01 Not at all concerned
  - 02 Not too concerned
  - 03 Somewhat concerned
  - 04 Very concerned
- 

[SP]

**JLANTIEXP.**

Have you <u>personally</u> experienced antisemitism in the <u>past year</u>?^

CAWI RESPONSE OPTIONS:

- 01 Yes
- 02 No

CATI RESPONSE OPTIONS:

- 01 YES
  - 02 NO
- 

[SHOW IF JLANTIEXP = 01]

[MEDIUM TEXTBOX]

**JLANTIEXP\_TXT.**

Please describe the incident(s) you <u>personally</u> experienced in the past year. [CATI]: Like all other survey data, this information is confidential and will not be reported in a way that can identify you personally.

[TEXTBOX]

---

## Subpopulations

---

[DISPLAY]

**BACKGRD.**

The next questions ask for additional background information to help us to understand your responses.

---

[SHOW IF RJEWISH = 1]

[MP]

**ETHRESP.**

Regarding your Jewish heritage, do you consider yourself to be Ashkenazi, Sephardi, Mizrachi, or something else? ^

[SPACE]

[CAWI - remove bold] <i>Select all that apply.</i>

[CATI] **SELECT ALL THAT APPLY.**

RESPONSE OPTIONS:

- 01 Ashkenazi RESPHERGASH
  - 02 Sephardi RESPHERGSEP
  - 03 Mizrachi RESPHERGMIZ
  - 04 Other (please specify): [TEXTBOX] RESPHERGOTH ETHRSPOTH\_O
  - 05 None of these, no particular Jewish heritage RESPHERGNONE [SP]
  - 77 Don't know RESPHERGDK [SP]
- 

[SHOW IF SPJEWISH = 1]

[MP]

**ETHSP.**

Regarding their Jewish heritage, does your [SPOUSENAME] consider (him/her/them) self to be Ashkenazi, Sephardi, Mizrachi, or something else? ^

[SPACE]

[CAWI - remove bold] <i>Select all that apply.</i>

[CATI] **SELECT ALL THAT APPLY.**

RESPONSE OPTIONS:

- 01 Ashkenazi SPHERGASH
  - 02 Sephardi SPHERGSEP
  - 03 Mizrachi SPHERGMIZ
  - 04 Other (please specify): [TEXTBOX] SPHERGOTH ETHSPOTH\_O
  - 05 None of these, no particular Jewish heritage SPHERGNONE [SP]
  - 77 Don't know SPHERGDK [SP]
- 

[SHOW IF HHOLD = 0]

[SP]

**RUSRESP.**

Did you grow up in a Russian-speaking home?

CAWI RESPONSE OPTIONS:

- 01 Yes
- 02 No

CATI RESPONSE OPTIONS:

- 01 YES
  - 02 NO
- 

[SHOW IF HHOLD= 1]

[SP]

**RUSHH.**

Did you or anyone in your household grow up in a Russian-speaking home? ^

RESPONSE OPTIONS:

- 01 Yes, you
  - 02 Yes, someone else
  - 03 Yes, both you and someone else
  - 04 No
- 

[SHOW IF RUSHH= 02,03]

[NUMBOX; 1-HHSIZE]

**RUSHHCT**

How many people in your household grew up in Russian-speaking homes, including you?

#[NUMBOX]

---

[SHOW IF HHOLD=0]

[SP]

**LGBTQRESP.**

Do you identify as LGBTQ+?

**CAWI RESPONSE OPTIONS:**

- 01 Yes
- 02 No

**CATI RESPONSE OPTIONS:**

- 01 YES
  - 02 NO
- 

[SHOW IF LGBTQRESP=01]

[SP]

**TRANSRESP**

Do you identify as transgender?

**RESPONSE OPTIONS:**

- 1. Yes
  - 2. No
- 

[SHOW IF HHOLD= 1]

[SP]

**LGBTQHH.**

Do you or anyone in your household identify as LGBTQ+? [CATI: Read only if asked for clarification: Lesbian, Gay, Bisexual, Transgender, Queer/Questioning] [CAWI: (Lesbian, Gay, Bisexual, Transgender, Queer/Questioning)] ^

**RESPONSE OPTIONS:**

- 01 Yes, you
- 02 Yes, someone else

- 03 Yes, both you and someone else
- 04 No

---

[SHOW IF HHADNUM>0 AND LGBTQHH= 02,03]  
[NUMBOX; 0 - HHADNUM]

**LGBTQHHAD**

How many adults in your household identify as LGBTQ+ [SHOW IF LGBTQHH=03: (including you)]?

[NUMBOX]

---

[SHOW IF HHCHNUM>0 AND LGBTQHH= 02,03]  
[NUMBOX; 0 - HHCHNUM]

**LGBTQHHCH**

How many children in your household identify as LGBTQ+?

[NUMBOX]

---

[SHOW IF LGBTQHH= 01, 02, 03]

[SP]

**TRANSHH**

Do you or anyone in your household identify as transgender?

**RESPONSE OPTIONS:**

1. Yes, you
  2. Yes, someone else
  3. Yes, both you and someone else
  4. No
- 

[SHOW IF HHOLD=0]

[SP]

**ISRRESP.**

Are you an Israeli citizen?

**CAWI RESPONSE OPTIONS:**

- 01 Yes
- 02 No

**CATI RESPONSE OPTIONS:**

- 01 YES
  - 02 NO
-

[SHOW IF HHOLD= 1]

[SP]

**ISRHH.**

Are you or anyone in your household an Israeli citizen? ^

RESPONSE OPTIONS:

- 01 Yes, you
  - 02 Yes, someone else
  - 03 Yes, both you and someone else
  - 04 No
- 

[SHOW IF HHOLD=0 AND RESPAGE>=75]

[SP]

**HOLRESP**

Do you consider yourself to be a Holocaust survivor or a World War II refugee?

RESPONSE OPTIONS:

- 01 Yes
  - 02 No
- 

[SHOW IF HHOLD=1 AND (RESPAGE>=75 OR ANY HHADAGE#>=75)]

[SP]

**HOLHH**

Are you or anyone in your household a Holocaust survivor or a World War II [SHOW IF CATI:  
TWO] refugee?

RESPONSE OPTIONS:

- 01 Yes, you
  - 02 Yes, someone else
  - 03 Yes, both you and someone else
  - 04 No
- 

[SHOW IF HHOLD=0 AND HOLDRESP=02,77,98,99]

[SP]

**HOLCHRESP**

Are you a descendant of someone who was a Holocaust victim or survivor or World War II [SHOW  
IF CATI: TWO] refugee?

CAWI RESPONSE OPTIONS:

- 01 Yes
- 02 No

CATI RESPONSE OPTIONS:

- 01 YES

02 NO

---

[SHOW IF HHOLD=1]

[SP]

**HOLCHHH**

Are you or anyone in your household a descendant of someone who was a Holocaust victim or survivor or World War II [SHOW IF CATI: TWO] refugee? ^

RESPONSE OPTIONS:

- 01 Yes, you
  - 02 Yes, someone else
  - 03 Yes, both you and someone else
  - 04 No
- 

[SP]

**POLVIEWS**

In terms of political views, people often classify themselves as "liberal," "moderate," or "conservative." Where would you place yourself on this scale? ^

RESPONSE OPTIONS:

- 01 Very liberal
  - 02 Liberal
  - 03 Moderate
  - 04 Conservative
  - 05 Very conservative
- 

## Israel

---

[DISPLAY]

**IS\_ATT**

This next section asks about your attitudes toward Israel.

---

[SP]

**ISRNUM**

How many times, if any, have you been to Israel? ^

RESPONSE OPTIONS:

- 01 Never
- 02 Once
- 03 Twice
- 04 Three times
- 05 Four times or more

06 Lived in Israel

---

[SHOW IF ISRNUM=02,03,04,05,06]

[MP]

**ISRTRAVEL.**

Did you ever go to Israel on any of the following programs?

[SPACE]

[CAWI - remove bold] <i>Select all that apply.</i>

[CATI] **SELECT ALL THAT APPLY.**

RESPONSE OPTIONS:

- 01 [SHOW IF RESPAGE < 50: Birthright Israel] ISRTYPE<sup>TAG</sup>
- 02 Educational program or volunteer trip ISRTYPE<sup>ED</sup>^
- 03 A trip sponsored by a federation, synagogue, or other Jewish organization [INSERT IF RESPAGE < 50:, other than Birthright Israel] ISRTYPE<sup>FED</sup>
- 04 Business trip ISRTYPE<sup>BUS</sup>^
- 05 Long-term program (6 weeks or more) ISRTYPE<sup>LONG</sup>
- 06 Vacation ISRTYPE<sup>VAC</sup>^
- 07 Visit to friends or family ISRTYPE<sup>FAM</sup>
- 08 None of these [SP] ISRTYPE<sup>NONE</sup>

[SP]

ISRCNCT

How emotionally attached are you to Israel? ^

RESPONSE OPTIONS:

- 01 Not at all attached
  - 02 Not too attached
  - 03 Somewhat attached
  - 04 Very attached
- 

[GRID, SP]

ISRATT

To what extent do you agree or disagree with the following statements?

CAWI GRID ITEMS:

- A. I consider it important for Israel to exist as a refuge for the Jewish people, now and in the future ISRS<sup>AFE</sup>^
- B. I consider Israel's treatment of the Palestinian people to be a violation of human rights ISRP<sup>AL</sup>
- C. I consider it important for Israel to be a place where Jewish values and traditions make up the mainstream culture ISRC<sup>UL</sup> ^
- D. I think that Israel is under constant threat from hostile neighbors who seek its destruction ISRT<sup>HR</sup>
- E. I almost always agree with Israel's policies and actions ISRAGR<sup>^</sup>
- F. I often feel I don't know enough to participate in conversations about Israel ISRAKN



- G. I often feel my views about Israel are unwelcome in Jewish settings ISRAWLC  
H. I consider it important that Israel give equal recognition to Jews of all denominations  
ISRPLUR

RESPONSE OPTIONS:

- 01 Strongly disagree
  - 02 Somewhat disagree
  - 03 Somewhat agree
  - 04 Strongly agree
  - 05 No opinion or not sure
- 

[SP]

ISRNEWS

How closely do you follow news about Israel? ^

RESPONSE OPTIONS:

- 01 Not at all closely
  - 02 Not too closely
  - 03 Somewhat closely
  - 04 Very closely
- 

## Organizations

---

[DISPLAY]

ORGSECTINTR

The next questions ask about your participation with Jewish organizations and other aspects of Jewish life. Participation includes both in-person and online activities.

---

[SP]

ORGMEMJCC

Are you [IF HHOLD=1: or anyone in your household] a member of the JCC of Greater Ann Arbor? ^

RESPONSE OPTIONS:

- 01 Yes
  - 02 No
- 

[SP]

ORGMEM

Aside from congregations and the JCC, are you [SHOW IF HHOLD=1: or anyone in your household] a member of any Jewish organizations or clubs ? (e.g., Hadassah, AJC, ADL, AIPAC, JStreet, NCJW, Bend the Arc) [CATI: hah-DAH-sah, A-J-C, A-D-L,EY-pack ,J-street, N-C-J-W, Bend the Arc]

CAWI RESPONSE OPTIONS:

- 01 Yes
- 02 No

CATI RESPONSE OPTIONS:

- 01 YES
  - 02 NO
- 

[SP]

**ORGGROUPS**

Do you [SHOW IF HHOLD=1: or anyone in your household] belong to an informal or grassroots Jewish group in the Washtenaw County area (e.g., social *chavurah*, Jewish book club, pre-school parent group)?

CAWI RESPONSE OPTIONS:

- 01 Yes
- 02 No

CATI RESPONSE OPTIONS:

- 01 YES
  - 02 NO
- 

[SP]

**ORGFREQ**

In the past year, how often did you participate in any program with a Jewish organization, whether in person or online, aside from religious services? ^

RESPONSE OPTIONS:

- 01 Never
  - 02 Rarely
  - 03 Sometimes
  - 04 Often
- 

[SHOW IF ORGFREQ=02,03,04]

[GRID; SP]

**ORGPROGTYPE**

Over the past year, have you attended any of the following types of activities organized by a Jewish or non-Jewish organization, whether in person or online?

[SPACE]

GRID ITEMS:

- A. Primarily educational (class or lecture) **ORGPROGED^**
- B. Primarily cultural (concert, theater, film, museum) **ORGPROGCUL**

- C. Primarily religious (aside from a religious service) such as a holiday celebration **ORGPROGREL**
- D. Primarily outdoors or active (sports league, hiking) **ORGPROGOUT**
- E. Primarily social (bar night, party, dance) **ORGPROGSOC^**
- F. Primarily social action (volunteering, fundraising) **ORGPROGSA**
- G. Primarily political (rally or march) **ORGPROGPOL**
- H. Something else (please specify): **[TEXTBOX] ORGPROGOTH ORGPROG\_O**

**RESPONSE OPTIONS:**

- 01 Sponsored by Jewish organization
  - 02 Sponsored by non-Jewish organization
  - 03 Sponsored by both Jewish and non-Jewish organizations
  - 04 Did not attend this type of program
- 

**[SHOW IF ORGFREQ=02,03,04]**

**[MP]**

**ORGALL.**

In the past year, did you ever participate in activities sponsored by any of the following organizations, whether in person or online? ^

**[SPACE]**

**[CAWI - remove bold]** *Select all that apply.*

**[CATI]** **SELECT ALL THAT APPLY.**

**RESPONSE OPTIONS:**

- 01 Jewish Community Center of Greater Ann Arbor (e.g, Jewish Book Festival, Jewish Film Festival) **ORGJCC ^**
  - 02 Jewish Family Service of Washtenaw County **ORGFS**
  - 03 Jewish Federation of Greater Ann Arbor (e.g, Main Event, Maimonides Society) **ORGFED**
  - 04 A congregation or synagogue in the Washtenaw County area (aside from religious services) **ORGSYN**
  - 05 Chabad of Greater Ann Arbor **ORGCHABAD**
  - 06 University-sponsored program (e.g, Hillel, EMU Center for Jewish Studies, Frankel Center for Judaic Studies, Jewish Communal Leadership Program) **ORGHILLEL**
  - 07 Jewish organizations in Metro Detroit **ORGDETROIT**
  - 08 Organizations outside the local region such as National Jewish Women's Archive, The Streicker Center, URJ, JTS, Hadassah, etc **ORGOUTSIDE**
  - 09 Something else (please specify): **[TEXTBOX] ORGOTH ORGALL\_O**
  - 10 None of these **[SP] ORGNON**
- 

**PN:** This question (VOLANY) can be copied from SID: 2949

**[SP]**

**VOLANY.**

Over the past year, did you volunteer for or with any organizations? ^

**RESPONSE OPTIONS:**

- 01 Yes, both Jewish and non-Jewish organizations
  - 02 Yes, Jewish organizations only
  - 03 Yes, non-Jewish organizations only
  - 04 Did not volunteer
  - 77 Don't know
- 

[GRID; SP]

**ACTIVITIES.**

In the past year, how often did you participate in the following activities, either on your own or with an organization?

**GRID ITEMS:**

- A. Talked with family or friends about Jewish topics **ACTTALK^**
- B. Read Jewish publications including articles, magazines, and newsletters from a Jewish organization **ACTREAD^**
- C. Read books, watched movies or TV, or listened to music that is Jewish-focused **ACTCULT**
- D. Ate Jewish foods, aside from Shabbat and holiday meals **ACTFOOD^**
- E. Studied or learned Jewish texts **ACTTEXT**
- F. Read or posted on social media about Jewish life and being Jewish **ACTSM ^**

**RESPONSE OPTIONS:**

- 01 Never
  - 02 Rarely
  - 03 Sometimes
  - 04 Often
- 

[MP]

**ORGCOMF.**

Which of the following makes you feel welcome and comfortable at Jewish events?

[SPACE]

[CAWI - remove bold] *Select all that apply.*

[CAT] **SELECT ALL THAT APPLY.**

**RESPONSE OPTIONS (RANDOMIZE):**

- 01 When you know other people there **ORGWCKN^**
  - 02 When you see yourself reflected in the people who attend **ORGWCREF**
  - 03 When people with diverse backgrounds attend **ORGWCDIV^**
  - 04 When Jewish rituals are explained **ORGWCRIT**
  - 05 When events have no religious components **ORGWCREL^**
  - 06 When someone personally invites you **ORGWCINV**
  - 07 When you are encouraged to take a leadership role **ORGWCLDR^**
  - 08 When policies around inclusion and diversity are made explicit **ORGWCPOL**
  - 09 Something else (please specify): **[TEXTBOX] [ANCHOR] ORGWCOTH ORGCOMF\_O**
  - 10 None of these **[SP] [ANCHOR] ORGWCNON**
-

[MP]

**ORGREACH**

In the past year, has anyone from a Jewish organization personally reached out to you in order to...

[SPACE]

[CAWI - remove bold] <i>Select all that apply.</i>

RESPONSE OPTIONS:

1. Find out how are you doing **ORGRECHE**
2. Invite you to participate in a program or activity **ORGREPAR**
3. Offer or provide assistance, whether or not you need any **ORGREASS**
4. Ask you for a financial donation **ORGREFIN**
5. Ask you to serve on a committee and/or in a leadership role **ORGRELDR**
6. Something else (please specify): [TEXTBOX] **ORGREOTH, ORGREACH\_O**
7. None of these [SP] **ORGRENON**

---

## Philanthropy

---

PN: This question (CHARANY) can be copied from SID: 2949

[SP]

**CHARANY.**

Over the past year, did you [SHOW IF MARRIED=1: or your [SPOUSENAME]] make any charitable donations? ^

RESPONSE OPTIONS:

- 01 Yes, to Jewish and non-Jewish organizations
- 02 Yes, to Jewish organizations only
- 03 Yes, to non-Jewish organizations only
- 04 No charitable donations
- 77 Don't know

---

[SHOW IF CHARANY=01]

[SP]

**CHARJEWAMT**

Approximately how much of your charitable donations went to Jewish organizations?

RESPONSE OPTIONS:

- 01 Less than 25%
- 02 Between 25% and 50%
- 03 Between 50% and 75%
- 04 More than 75%
- 77 Don't know

---

[SHOW IF CHARANY=01,02]

[SP]

**CHARFED.**

Over the past year, have you [SHOW IF MARRIED=1: or your [SPOUSENAME]] made a charitable contribution to the Jewish Federation of Greater Ann Arbor?

RESPONSE OPTIONS:

- 01 Yes
- 02 No
- 77 Don't know

---

## Causes

---

[MP]

**CHARCAUSES.**

Thinking about the causes that you might volunteer for or donate to, which of the following are most important to you? ^

[SPACE]

[CAWI - remove bold] <i>Select all that apply.</i>

[CATI] **SELECT ALL THAT APPLY.**

RESPONSE OPTIONS (RANDOMIZE 01-13):

- 01 Jewish identity, education & engagement (including Jewish summer camps, Israel programs, Hillel, etc.) CHARCLIFE
- 02 General education, including higher education CHARCEDU
- 03 Support for the vulnerable in the global Jewish community CHARCVGJ
- 04 Support for the vulnerable in the local community (e.g., refugee resettlement, food insecurity, aging services) CHARCCOM
- 05 Health and human services (e.g., homelessness, poverty, mental health, domestic abuse) CHARCHUM
- 06 Social justice (e.g., economic, racial) CHARCSOJ
- 07 Congregation or synagogue (not including dues and tuition) CHARCSYN
- 08 Combating antisemitism CHARCTOL
- 09 Holocaust awareness and education CHARCHOL
- 10 Israel-related CHARCISR
- 11 Security and safety in Jewish spaces CHARCSEC
- 12 Arts & culture CHARCART
- 13 Protecting the environment CHARCENV
- 14 Something else (please specify): [TEXTBOX] [ANCHOR] CHAROTH CHAROTH\_O
- 15 None of these [SP] [ANCHOR] CHARCNONE

---

## Health and Well Being

---

[DISPLAY]

**HEALTH.**

We would like to learn about your health needs [SHOW IF HHOLD=1: as well as that of others in your household], if any.

---

[SHOW IF (HHOLD=1 AND RESPAGE>54 AND (ALL HHADAGE#>54 OR blank) AND HHCHNUM=0) OR (HHOLD=0 AND RESPAGE>54 AND HHCHNUM=0)]

[SP]

**HLRESPNH.**

Do you currently reside in an assisted living facility, nursing home, or an independent senior living building or community?

CAWI RESPONSE OPTIONS:

- 01 Yes
- 02 No

CATI RESPONSE OPTIONS:

- 01 YES
  - 02 NO
- 

[SHOW IF RESPAGE > 54 and (all HHADAGE#>54 or blank) and HHCHNUM=0 and HLRESPNH = 2]

[MP]

**HLPLANS**

Thinking about your plans for the future as your needs change, which of the following are you considering?

[SPACE]

[CAWI - remove bold] *Select all that apply.*

[CATI] **SELECT ALL THAT APPLY.**

RESPONSE OPTIONS:

1. Stay in your current home and age in place **HLPLANSHOM**
  2. Move to a smaller home, condo, or apartment **HLPLANSCON**
  3. Move to assisted living or a nursing home **HLPLANSNUR**
  4. Move to a independent senior living building or retirement community **HLPLANSIND**
  5. Move in with family/caregivers **HLPLANSFAM**
  6. Move away from Washtenaw County area to be closer to family/caregivers **HLPLANSAWA**
  7. Other (please specify): [TEXTBOX] **HLPLANSOTH, HLPLANSOTH\_O**
  77. Don't know **HLPLANSDK**
- 

[SHOW IF RESPAGE > 54 and all HHADAGE#>54 and HHCHNUM=0]

[GRID; SP]

**HLCONC**

Thinking about your plans for the future as your needs change, how concerned are you about each of the following?

GRID ITEMS:

- A. Having relatives or friends nearby to help take care of your needs **HLCONCFAM**
- B. Your finances **HLCONCFIN**
- C. Your physical and mental health **HLCONCPHY**
- D. Feeling isolated **HLCONCLON**
- E. Estate planning **HLCONCEST**

RESPONSE OPTIONS:

- 1. Not at all concerned
  - 2. Not too concerned
  - 3. Somewhat concerned
  - 4. Very concerned
- 

[SP]

**HLDISANY.**

Do you [SHOW IF HHOLD=1: or anyone in your household] have a chronic health issue, disability, or other need that affects participation in work, school, or activities (e.g., a cognitive or developmental impairment, chronic disease, physical disability, mental health issue)? ^

RESPONSE OPTIONS:

- 01 Yes
  - 02 No
- 

[SHOW IF HLDISANY=01 AND HHOLD=1]

[MP]

**HLDISWHO.**

Which members of the household have a health issue, special need, or disability?

[SPACE]

[remove bold] *Select all that apply.*

RESPONSE OPTIONS:

- 01 You personally **HLDISWHORESP**
  - 02 [SHOW IF MARRIED=1: Your [SPOUSENAME]] **HLDISWHOSP**
  - 03 [SHOW IF (HHADNUM>1 AND MARRIED=0) OR IF (MARRIED=1 AND HHADNUM>2): Another adult in the household] **HLDISWHOAD**
  - 04 [SHOW IF HHCHNUM>0: A child under age 18] **HLDISWHOCH**
- 

[SHOW IF HLDISANY = 01]

[MP]

**HLDISWHICH.**

What health issues, disabilities, or other needs do you [SHOW IF HHOLD=1: or anyone in your household] have?

[SPACE]

[CAWI - remove bold] *Select all that apply.*

[CATI] **SELECT ALL THAT APPLY.**



RESPONSE OPTIONS:

- 01 Diagnosed mental or emotional health issues **HLDISMENT**
  - 02** Developmental or learning disability **HLDISDEV**
  - 03 Physical disability (e.g., limited mobility) **HLDISPHY**
  - 04 Chronic illness (e.g., asthma, diabetes, cancer) **HLDISCHRON**
  - 05** Substance abuse/addiction **HLDISADDI**
  - 06 Dementia, including Alzheimer's Disease **HLDISDEMENTIA**
  - 07 Complications related to COVID-19 **HLDISCOVID**
  - 08 Other (please specify): **[TEXTBOX]** **HLDISOOTH** **HLDISOOTH\_O**
  - 09 None of the above **[SP]** **HLDISNONE**
- 

[SHOW IF HLDISANY=01]

[SP]

**HLDISNEEDS.**

In the last 3 months, did you **[SHOW IF HHOLD=1:** and everyone in your household] receive adequate to manage the health issues, special needs, mental health issues, or disabilities?

RESPONSE OPTIONS:

- 01 Yes, services were adequate
  - 02 No, services were not adequate
  - 03 No services needed
- 

[SHOW IF HLDISNEEDS= 02]

[MEDIUM TEXTBOX]

**HLDISNEEDSNA**

Please describe in what ways the services were not adequate.

**[TEXTBOX]** **HLDISNEEDSNA\_O**

---

[SP]

**HLPREFJ.**

If you were to need help related to physical or mental health, aging, transportation, finances, or other needs, how important would it be to you that those services be provided by a Jewish organization? ^

RESPONSE OPTIONS:

- 01 Not at all important
  - 02 Not too important
  - 03 Somewhat important
  - 04 Very important
- 

[SP]

**HLDINFOEASY**

How difficult or easy is it for you to find information you need about services and support provided in the Washtenaw County area Jewish community?

**RESPONSE OPTIONS:**

1. Very easy
  2. Somewhat easy
  3. Somewhat difficult
  4. Very difficult
  5. Not interested in this information
- 

[MP]

**HLSVCS**

Which of the following services, if any, have you needed in the past year, whether or not you received them?

[SPACE]

[CAWI - remove bold] *<i>Select all that apply.</i>*

[CATT] **SELECT ALL THAT APPLY.**

**RESPONSE OPTIONS:**

1. Mental health and counseling **HLSVCSMEN**
  2. Aging and caregiving needs **HLSVCSAGE**
  3. Transportation **HLSVCSTRA**
  4. Housing **HLSVCSHOU**
  5. Food needs **HLSVCSFOO**
  6. Social needs **HLSVCSsoc**
  7. Financial support **HLSVCSFIN**
  8. Medical support **HLSVCSMED**
  9. Employment assistance **HLSVCSemp**
  10. Interpreter services **HLSVCSINT**
  11. Other (please specify): [TEXTBOX] **HLSVCSOTH, HLSVCSOTH**
  12. None of these [SP] **HLSVCSNON**
- 

[SP]

**HLISOLATED.**

Thinking about your personal support network – relatives and friends living nearby who you can rely on for help or support – how many people would you say you can rely on? ^

**RESPONSE OPTIONS:**

- 01 A lot of people
  - 02 A fair number of people
  - 03 Just a few people
  - 04 No one
- 

[SP]

**HLLONELY.**

Last week, how often did you feel lonely? ^

**RESPONSE OPTIONS:**

- 01 Never
  - 02 Rarely
  - 03 Sometimes
  - 04 Often
  - 05 All the time
- 

[SP]

**HLDIFF.**

Last week, how often did you feel that emotional or mental difficulties impacted your ability to live your day to day life? ^

**RESPONSE OPTIONS:**

- 01 Never
  - 02 Rarely
  - 03 Sometimes
  - 04 Often
  - 05 All the time
- 

[SP]

**HLCAREGIVER**

Do you [INSERT IF HHOLD=1: or anyone in your household] manage the care or personally provide care for any close relatives or friends on a regular basis, aside from routine childcare?

**RESPONSE OPTIONS:**

- 01 Yes, personally provide care
  - 02 Yes, manage care provided by others
  - 03 Yes, both manage care and personally provide care
  - 04 No
- 

[SHOW IF HLCAREGIVER,1,2,3]

[MP]

**HLCAREPROV**

For whom do you [INSERT IF HHOLD=1: or anyone in your household] manage the care or personally provide care, aside from routine childcare?

[SPACE]

[remove bold] <i>Select all that apply.</i>

**RESPONSE OPTIONS:**

1. A parent or in-law HLCAREPAR
2. [DISPLAY IF MARRIED=1] Your [INSERT SPOUSENAME] HLCARESP

3. An adult child age 18 or older HLCAREADCH
  4. A child under age 18 with special needs HLCAREMINCH
  5. Someone else (please specify): [TEXTBOX] HLCAREOTH, HLCAREOTH\_TXT
- 

[SHOW IF RESPAGE>64 OR ANY HHADAGE#>64]

[SP]

**HLCAREDL.**

Inside your home or apartment, do you [SHOW IF HHADNUM>1: or any other adult in your household] typically need help with any of the following daily activities — doing housework, preparing meals, dressing and undressing, taking a bath or a shower, or walking up and down stairs?

RESPONSE OPTIONS:

- 01 Yes
  - 02 No
- 

[SHOW IF HLCAREDL=01]

[MP]

**HLCARERCV.**

You said you [SHOW IF HHADNUM>1: or an adult in your household] typically need help with some daily activities.

[SPACE]

Who helps with those daily activities?

[SPACE]

[remove bold] <i>Select all that apply.</i>

REPOSE OPTIONS:

- 01 A relative or friend who lives with you HLCARERHHREL
  - 02 A relative or friend who does not live with you HLCARERNONHHREL
  - 03 A paid care provider who lives with you HLCARERHHPROV
  - 04 A paid care provider who does not live with you HLCARERNONHHPROV
  - 05 Someone else HLRAREROTH
  - 06 Do not receive care on a typical basis [SP] HLCARERNONE
- 

## Labor Force Participation & Financial Well Being

---

[DISPLAY]

**FINANCE.**

The final section of the survey asks about your work and financial well-being to understand the needs of community members.

---

[SHOW IF RESPEDU<>01]

[SP]

**WBEMP.**

Are you currently working for pay? ^

RESPONSE OPTIONS:

- 01 Yes, full-time in one job or position
  - 02 Yes, part-time in one job or position
  - 03 Yes, working in multiple positions
  - 04 No, not working but looking for work
  - 05 No, not working and not looking for work
  - 06 No, on temporary leave (such as disability or parental leave)
  - 07 No, retired
- 

[SP]

**WBSTU**

Are you currently a student at a college or university?

RESPONSE OPTIONS:

- 01 Yes, full-time undergraduate
  - 02 Yes, part-time undergraduate
  - 03 Yes, full-time graduate
  - 04 Yes, part-time graduate
  - 05 No, not a student
- 

[MP]

**WBFIELD**

Do you [INSERT IF MARRIED=1: or your spouse/partner] work in any of the following fields?

[SPACE]

[remove bold] <i>Select all that apply.</i>

RESPONSE OPTIONS:

- 1. Legal **WBFIELDLEG**
  - 2. K-12 Education **WBFIELDED**
  - 3. Higher education **WBFIELDHED**
  - 4. Business/Finance **WBFIELDFIN**
  - 5. Hi-tech/Information Technology **WBFIELDTEC**
  - 6. Health care **WBFIELDHC**
  - 7. Trades **WBFIELDTR**
  - 8. Other (please specify): [TEXTBOX] **WBFIELDOTH\_O WBFIELDOTH**
  - 9. No [SP] **WBFIELDNONE**
- 

[MP]

**WBUNI**

Are you [INSERT IF MARRIED=1: or your spouse/partner] a current student or employee at any of the following colleges or universities?

[SPACE]

[remove bold] <i>Select all that apply.</i>

RESPONSE OPTIONS:

1. Eastern Michigan University **WBUNEMU**
  2. University of Michigan **WBUNIU**
  3. Washtenaw Community College **WBUNIWCC**
  4. Michigan State University **WBUNIMS**
  5. Other (please specify): [TEXTBOX] **WBUNIOTH, WBUNIOTH**
  6. No [SP] **WBUNINONE**
- 

PN: This question (WBFINSIT) can be copied from SID: 2949

[SP]

**WBFINSIT**

Which of these statements best describes your [SHOW IF HHOLD=1: household's] financial situation? ^

REPOSENSE OPTIONS:

- 01 Cannot make ends meet
  - 02 Just managing to make ends meet
  - 03 Have enough money
  - 04 Have some extra money
  - 05 Well off
- 

[SHOW IF WBFINSIT=03,04,05]

[SP]

**WBFINPAST.**

Now thinking about your [SHOW IF HHOLD=1: household's] financial situation the past three years, have there been times when [SHOW IF HHOLD=0: you][SHOW IF HHOLD=1: your household]either could not make ends meet or was just managing to make ends meet?

REPOSENSE OPTIONS:

- 01 Yes
  - 02 No
- 

**[GRID; SP]**

**FINCONF.**

Right now, how confident are you about each of the following?

GRID ITEMS:

- A. You will be able to afford basic living expenses **FINCONBASE ^**
- B. You will be able to afford healthcare **FINCONHLTH**
- C. [SHOW IF RESPAGE<=40: You will be able to pay any student loan debt] **FINCONLOAN^**
- D. [SHOW IF RESPAGE>40: You will have enough money for retirement] **FINCONRET**
- E. You will keep savings and/or investments **FINCONSAVE^**

**RESPONSE OPTIONS:**

- 01 Not at all confident
- 02 Not too confident
- 03 Somewhat confident
- 04 Very confident
- 05 Does not apply

[SP]

**WBINC**

The following questions refer to pre-tax income from all sources. ^

[SPACE]

Was your [IF HHOLD=1: household's] total income in 2021...

**RESPONSE OPTIONS:**

- 01 Less than \$50,000
- 02 \$50,000 to \$74,999
- 03 \$75,000 to \$99,999
- 04 \$100,000 to \$149,999
- 05 \$150,000 to \$199,999
- 06 \$200,000 to \$499,999
- 07 \$500,000 or more
- 77 Don't know
- 99 Prefer not to answer

**2021 FPL Index**

| <i>HHSIZE</i> | <i>100% FPL in 2021</i> | <i>150% FPL in 2021</i> | <i>200% FPL in 2021</i> | <i>250% FPL in 2021</i> |
|---------------|-------------------------|-------------------------|-------------------------|-------------------------|
| 1             | \$12,880                | \$19,320                | \$25,760                | \$32,200                |
| 2             | \$17,420                | \$26,130                | \$34,840                | \$43,550                |
| 3             | \$21,960                | \$32,940                | \$43,920                | \$54,900                |
| 4             | \$26,500                | \$39,750                | \$53,000                | \$66,250                |
| 5             | \$31,040                | \$46,560                | \$62,080                | \$77,600                |
| 6             | \$35,580                | \$53,370                | \$71,160                | \$88,950                |
| 7             | \$40,120                | \$60,180                | \$80,240                | \$100,300               |
| 8             | \$44,660                | \$66,990                | \$89,320                | \$111,650               |
| 9             | \$49,200                | \$73,800                | \$98,400                | \$123,000               |
| 10 or more    | \$53,740                | \$80,610                | \$107,480               | \$134,350               |

PN: The below logic/DOV can be copied from SID: 2949

[IF HHSIZE>10 SET HHSIZE=10]

**CREATE DOV\_HHSIZE3**

**DOV\_HHSIZE3=HHSIZE**

**DISPLAY DOV\_HHSIZE3, HHSIZE**

**CREATE NUMERIC DOVS AND SET TO 0 FOR ALL**

---

**FPL100**  
**FPL150**  
**FPL250**  
**FPLPOOR**

---

PN: This question (WBFPL1M) can be copied from SID: 2949  
[SHOW IF (HHSIZE = 1 OR HHOLD=0) AND (WBINC=77,98,99)]  
[SP]

**WBFPL1M**

Was your [SHOW IF HHOLD=1: household's] total income in 2021...

**RESPONSE OPTIONS:**

- 01 Less than \$34,000?
  - 02 At least \$34,000?
  - 77 Don't know
  - 99 Prefer not to answer
- 

PN: The below can be copied from SID: 2949

**PROGRAMMING:**

**[IF WBFPL1M=01, Replace FPL100 = 97, FPL150=97, FPL250=1]**

**[IF WBFPL1M=77, 97, 98 or 99, replace FPL100 = 97, FPL150=97, FPL250=97]**

**DISPLAY ON TESTING ONLY SCREEN: FPL100, FPL150, FPL250, FPLPOOR**

---

PN: This question (WBFPL1) can be copied from SID: 2949

[SHOW IF (HHSIZE=1 OR HHOLD=0) AND (WBINC = 01)]

[SP]

**WBFPL1.**

Was your total income in 2021...

**REPNSE OPTIONS:**

- 01 Less than \$14,000?
  - 02 At least \$14,000 but less than \$21,000?
  - 03 At least \$21,000 but less than \$34,000?
  - 04 At least \$34,000?
  - 77 Don't know
  - 99 Prefer not to answer
- 

PN: The below can be copied from SID: 2949

**PROGRAMMING:**



[if WBFPL1=01, Replace FPL100=1]

[if WBFPL1=02, Replace FPL150=1]

[if WBFPL1=03, Replace FPL250=1]

[if WBFPL1=77, 97, 98 or 99, replace FPL100 = 97, FPL150=97, FPL250=97]

DISPLAY ON TESTING ONLY SCREEN: FPL100, FPL150, FPL250, FPLPOOR

---

PN: This question (WBFPL2M) can be copied from SID: 2949

[SHOW IF (HHSIZE=2 AND HHOLD=1) AND (WBINC=77,98,99)]

[SP]

**WBFPL2M.**

Was your household's total income in 2021...

**REPNSE OPTIONS:**

- 01 Less than \$46,000?
  - 02 At least \$46,000?
  - 77 Don't know
  - 99 Prefer not to answer
- 

PN: The below can be copied from SID: 2949

**PROGRAMMING:**

[IF WBFPL2M=01, Replace FPL100 = 97, FPL150=97, FPL250=1 ]

[IF WBFPL2M=77, 97, 98 or 99, replace FPL100 = 97, FPL150=97, FPL250=97]

DISPLAY ON TESTING ONLY SCREEN: FPL100, FPL150, FPL250, FPLPOOR

---

PN: This question (WBFPL2) can be copied from SID: 2949

[SHOW IF (HHSIZE=2 AND HHOLD=1) AND (WBINC=01)]

[SP]

**WBFPL2.**

Was your household's total income in 2021...

**REPNSE OPTIONS:**

- 01 Less than \$19,000?
  - 02 At least \$19,000 but less than \$28,000?
  - 03 At least \$28,000 but less than \$46,000?
  - 04 At least \$46,000?
  - 77 Don't know
  - 99 Prefer not to answer
- 

**PROGRAMMING:**

[IF WBFPL2=01, Replace FPL100=1]

[IF WBFPL2=02, Replace FPL150=1]

[IF WBFPL2=03, Replace FPL250=1]

[IF WBFPL2=77, 98 or 99, replace FPL100 = 97, FPL150=97, FPL250=97]

**DISPLAY ON TESTING ONLY SCREEN: FPL100, FPL150, FPL250, FPLPOOR**

---

PN: This question (WBFPL3M) can be copied from SID: 2949

[SHOW IF (HHSIZE=3 AND HHOLD=1) AND (WBINC=77,98,99)]

[SP]

**WBFPL3M.**

Was your household's total income in 2021...

**REPNSE OPTIONS:**

- 01 Less than \$58,000?
  - 02 At least \$58,000?
  - 77 Don't know
  - 99 Prefer not to answer
- 

PN: This below can be copied from SID: 2949

**PROGRAMMING:**

[if WBFPL3M=01, Replace FPL100 = 97, FPL150=97, FPL250=1]

[if WBFPL3M=77, 97, 98 or 99, replace FPL100 = 97, FPL150=97, FPL250=97]

**DISPLAY ON TESTING ONLY SCREEN: FPL100, FPL150, FPL250, FPLPOOR**

---

PN: This question (WBFPL3A) can be copied from SID: 2949

[SHOW IF (HHSIZE=3 AND HHOLD=1) AND WBINC=01]

[SP]

**WBFPL3A.**

Was your household's total income in 2021...

**REPNSE OPTIONS:**

- 01 Less than \$24,000?
  - 02 At least \$24,000 but less than \$35,000?
  - 03 At least \$35,000?
  - 77 Don't know
  - 99 Prefer not to answer
- 

**PROGRAMMING:**

[if WBFPL3A=01, Replace FPL100=1]

[if WBFPL3A=02, Replace FPL150=1]

[if WBFPL3A=03, Replace FPL250=1]

[if WBFPL3A=77, 98 or 99, replace FPL100 = 97, FPL150=97, FPL250=1]

**DISPLAY ON TESTING ONLY SCREEN: FPL100, FPL150, FPL250, FPLPOOR**

---

PN: This question (WBFPL3B) can be copied from SID: 2949

[SHOW IF (HHSIZE=3 AND HHOLD=1) AND WBINC=02]

[SP]

**WBFPL3B**

Was your household's total income in 2021...

**RESPONSE OPTIONS:**

- 01 Less than \$58,000?
- 02 At least \$58,000?
- 77 Don't know
- 99 Prefer not to answer

---

PN: The below can be copied from SID: 2949

**PROGRAMMING:**

[if WBFPL3B=01, Replace FPL250=1 ]

[if WBFPL3B=77, 98 or 99, replace FPL250=97]

**DISPLAY ON TESTING ONLY SCREEN: FPL100, FPL150, FPL250, FPLPOOR**

---

PN: This question (WBFPL4M) can be copied from SID: 2949

[SHOW IF (HHSIZE=4 AND HHOLD=1) AND (WBINC=77,98,99)]

[SP]

**WBFPL4M.**

Was your household's total income in 2021...

**REPOSENSE OPTIONS:**

- 01 Less than \$70,000?
- 02 At least \$70,000?
- 77 Don't know
- 99 Prefer not to answer

---

PN: The below can be copied from SID: 2949

**PROGRAMMING:**

[if WBFPL4M=01, Replace FPL100 = 97, FPL150=97, FPL250=1 ]

[if WBFPL4M=77, 97, 98 or 99, replace FPL100 = 97, FPL150=97, FPL250=97]

**DISPLAY ON TESTING ONLY SCREEN: FPL100, FPL150, FPL250, FPLPOOR**

---

PN: This question (WBFPL4A) can be copied from SID: 2949

[SHOW IF HHSIZE=4 AND HHOLD=1 AND WBINC=01]

[SP]

**WBFPL4A.**

Was your household's total income in 2021...

**REPOSENSE OPTIONS:**

- 01 Less than \$28,000?

- 02 At least \$28,000 but less than \$42,000?
  - 03 At least \$42,000?
  - 77 Don't know
  - 99 Prefer not to answer
- 

PN: The below can be copied from SID: 2949

**PROGRAMMING:**

[if WBFPL4A=01, Replace FPL100=1 ]

[if WBFPL4A=02, Replace FPL150=1]

[if WBFPL4A=03, Replace FPL250=1]

[if WBFPL4A=77, 98 or 99, replace FPL100=97, FPL150=97, FPL250=1]

**DISPLAY ON TESTING ONLY SCREEN: FPL100, FPL150, FPL250, FPLPOOR**

---

PN: This question (WBFPL4B) can be copied from SID: 2949

[SHOW IF HHSIZE=4 AND HHOLD=1 AND WBINC=02]

[SP]

**WBFPL4B.**

Was your household's total income in 2021...

**REPNSE OPTIONS:**

- 01 Less than \$70,000?
  - 02 At least \$70,000?
  - 77 Don't know
  - 99 Prefer not to answer
- 

PN: The below can be copied from SID: 2949

**PROGRAMMING:**

[if WBFPL4B=01, Replace FPL250=1 ]

[if WBFPL4B=77, 98 or 99, replace FPL250=97]

**DISPLAY ON TESTING ONLY SCREEN: FPL100, FPL150, FPL250, FPLPOOR**

---

PN: This question (WBFPL5M) can be copied from SID: 2949

[SHOW IF (HHSIZE=5 AND HHOLD=1) AND (WBINC=77,98,99)]

[SP]

**WBFPL5M.**

Was your household's total income in 2021...

**REPNSE OPTIONS:**

- 01 Less than \$82,000?
  - 02 At least \$82,000?
  - 77 Don't know
  - 99 Prefer not to answer
-

PN: The below can be copied from SID: 2949

**PROGRAMMING:**

[if WBFPL5M=01, Replace FPL100 = 97, FPL150=97, FPL250=1 ]

[if WBFPL5M=77, 97, 98 or 99, replace FPL100 = 97, FPL150=97, FPL250=97]

---

PN: This question (WBFPL5A) can be copied from SID: 2949

[SHOW IF HHSIZE=5 AND HHOLD=1 AND WBINC=01]

[SP]

**WBFPL5A.**

Was your household's total income in 2021...

**RESPONSE OPTIONS:**

- 01 Less than \$33,000?
  - 02 At least \$33,000?
  - 77 Don't know
  - 99 Prefer not to answer
- 

PN: The below can be copied from SID: 2949

**PROGRAMMING:**

[if WBFPL5A=01, Replace FPL100=1 ]

[if WBFPL5A =02, Replace FPL150=1, FPL250=1 ]

[if WBFPL5A =77, 98 or 99, replace FPL100=97, FPL150=1, FPL250=1]

[if HHSIZE = 5 and HHOLD=1 and WBINC = 02, Replace FPL250=1]

DISPLAY ON TESTING ONLY SCREEN: FPL100, FPL150, FPL250, FPLPOOR

---

PN: This question (WBFPL5C) can be copied from SID: 2949

[SHOW IF (HHSIZE=5 AND HHOLD=1) AND WBINC=03]

[SP]

**WBFPL5C.**

Was your household's total income in 2021...

**RESPONSE OPTIONS:**

- 01 Less than \$82,000?
  - 02 At least \$82,000?
  - 77 Don't know
  - 99 Prefer not to answer
- 

PN: The below can be copied from SID: 2949

**PROGRAMMING:**

[if WBFPL5C=01, Replace FPL250=1 ]

[if WBFPL5C=77, 98 or 99, replace FPL250=97]

DISPLAY ON TESTING ONLY SCREEN: FPL100, FPL150, FPL250, FPLPOOR

---

PN: This question (WBFPL6M) can be copied from SID: 2949

[SHOW IF (HHSIZE=6 AND HHOLD=1) AND (WBINC=77,98,99)]

[SP]

**WBFPL6M.**

Was your household's total income in 2021...

REPNSE OPTIONS:

- 01 Less than \$93,000?
- 02 At least \$93,000?
- 77 Don't know
- 99 Prefer not to answer

---

PN: The below can be copied from SID: 2949

PROGRAMMING:

[if WBFPL6M=01, FPL250=1 ]

[if WBFPL6M=77, 97, 98 or 99, replace FPL100 = 97, FPL150=97, FPL250=97]

DISPLAY ON TESTING ONLY SCREEN: FPL100, FPL150, FPL250, FPLPOOR

---

PN: This question (WBFPL6A) can be copied from SID: 2949

[SHOW IF (HHSIZE=6 AND HHOLD=1) AND WBINC=01]

[SP]

**WBFPL6A.**

Was your household's total income in 2021...

REPNSE OPTIONS:

- 01 Less than \$38,000?
- 02 At least \$38,000?
- 77 Don't know
- 99 Prefer not to answer

---

[IF WBFPL6A=01, REPLACE FPL100=1]

[IF WBFPL6A=02, REPLACE FPL150=1]

[IF WBFPL6A=77,98,99, REPLACE FPL100=97, FPL150=1]

[IF HHSIZE=6 AND HHOLD=1 AND WBINC=02, REPLACE FPL150=1]

DISPLAY ON TESTING ONLY SCREEN: FPL100, FPL150, FPL250, FPLPOOR

---

PN: This question (WBFPL6C) can be copied from SID: 2949

[SHOW IF (HHSIZE=6 AND HHOLD=1) AND WBINC=03]

[SP]

**WBFPL6C.**

Was your household's total income in 2021...

**REPNSE OPTIONS:**

- 01 Less than \$93,000?
  - 02 At least \$93,000?
  - 77 Don't know
  - 99 Prefer not to answer
- 

**PROGRAMMING:**

[if WBFPL6C=01, Replace FPL250=1]

[if WBFPL6C=77, 98 or 99, replace FPL250=97]

**DISPLAY ON TESTING ONLY SCREEN: FPL100, FPL150, FPL250, FPLPOOR**

---

[SHOW IF (HHSIZE=7 AND IF HHOLD=1) AND (WBINC=77,98,99)]

[SP]

**WBFPL7M.**

Was your household's total income in 2021...

**REPNSE OPTIONS:**

- 01 Less than \$100,000?
  - 02 At least \$100,000?
  - 77 Don't know
  - 99 Prefer not to answer
- 

PN: The below can be copied from SID: 2949

**PROGRAMMING:**

[if WBFPL7M=01, Replace FPL100 = 97, FPL150=97, FPL250=1]

[if WBFPL7M=77, 97, 98 or 99, replace FPL100 = 97, FPL150=97, FPL250=97]

**DISPLAY ON TESTING ONLY SCREEN: FPL100, FPL150, FPL250, FPLPOOR**

---

PN: This question (WBFPL7A) can be copied from SID: 2949

[SHOW IF (HHSIZE=7 AND HHOLD=1) AND WBINC=01]

[SP]

**WBFPL7A.**

Was your household's total income in 2021...

**REPNSE OPTIONS:**

- 01 Less than \$42,000?
  - 02 At least \$42,000?
  - 77 Don't know
  - 99 Prefer not to answer
-

PN: The below can be copied from SID: 2949

**PROGRAMMING:**

[if WBFPL7A=01, Replace FPL100=1]

[if WBFPL7A=02, Replace FPL150=1]

[if WBFPL7A=77, 98 or 99, replace FPL100=97 , FPL150=1]

**DISPLAY ON TESTING ONLY SCREEN: FPL100, FPL150, FPL250, FPLPOOR**

---

PN: This question (WBFPL7B) can be copied from SID: 2949

[SHOW IF (HHSIZE=7 AND HHOLD=1) AND WBINC=02]

[SP]

**WBFPL7B.**

Was your household's total income in 2021...

**REPNSE OPTIONS:**

- 01 Less than \$63,000?
  - 02 At least \$63,000?
  - 77 Don't know
  - 99 Prefer not to answer
- 

PN: The below can be copied from SID: 2949

**PROGRAMMING:**

[if WBFPL7B=01, Replace FPL150=1]

[if WBFPL7B=02, Replace FPL250=1]

[if WBFPL7B=77, 98 or 99, replace FPL100 = 97, FPL150=97, FPL250=1]

[if HHSIZE = 7 and HHOLD=1 and WBINC = 03, Replace FPL250=1]

**DISPLAY ON TESTING ONLY SCREEN: FPL100, FPL150, FPL250, FPLPOOR**

---

PN: This question (WBFPL8M) can be copied from SID: 2949

[SHOW IF (HHSIZE=8 AND HHOLD=1) AND (WBINC=77,98,99)]

[SP]

**WBFPL8M.**

Was your household's total income in 2021...

**REPNSE OPTIONS:**

- 01 Less than \$117,000?
  - 02 At least \$117,000?
  - 77 Don't know
  - 99 Prefer not to answer
- 

PN: The below can be copied from SID: 2949

**PROGRAMMING:**

[if WBFPL8M=01, Replace FPL100 = 97, FPL150=97, FPL250=1 ]

[if WBFPL8M=77, 97, 98 or 99, replace FPL100 = 97, FPL150=97, FPL250=97]

---



[If HHSIZE = 8 and HHOLD=1 and WBINC = 01 Replace FPL100=1]  
DISPLAY ON TESTING ONLY SCREEN: FPL100, FPL150, FPL250, FPLPOOR

---

PN: This question (WBFPL8B) can be copied from SID: 2949

[SHOW IF (HHSIZE=8 AND HHOLD=1) AND WBINC=02]

[SP]

**WBFPL8B.**

Was your household's total income in 2021...

REPNSE OPTIONS:

- 01 Less than \$70,000?
  - 02 At least \$70,000?
  - 77 Don't know
  - 99 Prefer not to answer
- 

PN: The below can be copied from SID: 2949

**PROGRAMMING:**

[if WBFPL8B=01, Replace FPL150=1 ]

[if WBFPL8B=02, Replace FPL250=1]

[if WBFPL8B=77, 98 or 99, replace FPL100 = 97, FPL250=1]

[If HHSIZE = 8 and HHOLD=1 and WBINC = 03, Replace FPL250=1]

DISPLAY ON TESTING ONLY SCREEN: FPL100, FPL150, FPL250, FPLPOOR

---

PN: This question (WBFPL8D) can be copied from SID: 2949

[SHOW IF (HHSIZE=8 AND HHOLD=1) AND WBINC=04]

[SP]

**WBFPL8D.**

Was your household's total income in 2021...

REPNSE OPTIONS:

- 01 Less than \$117,000?
  - 02 At least \$117,000?
  - 77 Don't know
  - 99 Prefer not to answer
- 

PN: The below can be copied from SID: 2949

**PROGRAMMING:**

[if WBFPL8D=01, Replace FPL250=1]

[if WBFPL8D=77, 98 or 99, replace FPL250=97]

DISPLAY ON TESTING ONLY SCREEN: FPL100, FPL150, FPL250, FPLPOOR

---

[SHOW IF (HHSIZE=9 AND HHOLD=1) AND (WBINC=77,98,99)]

[SP]

**WBFPL9M.**

Was your household's total income in 2021...

**REPNSE OPTIONS:**

- 01 Less than \$129,000?
- 02 At least \$129,000?
- 77 Don't know
- 99 Prefer not to answer

---

[IF WBFPL9M=01, REPLACE FPL100=97, FPL150=97, FPL250=1]

[IF WBFPL9M=77,98,99, REPLACE FPL100=97, FPL150=97, FPL250=97]

[IF HHSIZE=9 AND HHOLD=1 AND WBINC=01, REPLACE FPL100=1]

[IF HHSIZE=9 AND HHOLD=1 AND WBINC=02, REPLACE FPL150=1]

[IF HHSIZE=9 AND HHOLD=1 AND WBINC=03, REPLACE FPL250=1]

---

**DISPLAY ON TESTING ONLY SCREEN: FPL100, FPL150, FPL250, FPLPOOR**

---

[SHOW IF (HHSIZE=9 AND HHOLD=1) AND WBINC=04]

[SP]

**WBFPL9D.**

Was your household's total income in 2021...

**REPNSE OPTIONS:**

- 01 Less than \$129,000?
- 02 At least \$129,000?
- 77 Don't know
- 99 Prefer not to answer

**PN: The below can be copied from SID: 2949**

**PROGRAMMING:**

**[if WBFPL9D=01, Replace FPL250=1]**

**[if WBFPL9D=77, 98 or 99, replace, FPL250=97]**

**DISPLAY ON TESTING ONLY SCREEN: FPL100, FPL150, FPL250, FPLPOOR**

---

PN: This question (WBFPL10M) can be copied from SID: 2949

[SHOW IF (HHSIZE=10 AND HHOLD=1) AND WBINC=77,98,99]

[SP]

**WBFPL10M.**

Was your household's total income in 2021...

**REPNSE OPTIONS:**

- 01 Less than \$141,000?

- 02 At least \$141,000?
  - 77 Don't know
  - 99 Prefer not to answer
- 

**PN: The below can be copied from SID: 2949**

**PROGRAMMING:**

[if WBFPL10M=01, Replace FPL100 = 97, FPL150=97, FPL250=1]

[if WBFPL10M=77, 97, 98 or 99, replace FPL100 = 97, FPL150=97, FPL250=97]

[if HHSIZE = 10 and HHOLD=1 and WBINC = 01, Replace FPL100=1]

**DISPLAY ON TESTING ONLY SCREEN: FPL100, FPL150, FPL250, FPLPOOR**

---

PN: This question (WBFPL10B) can be copied from SID: 2949

[SHOW IF (HHSIZE=10 AND HHOLD=1) AND WBINC=02]

[SP]

**WBFPL10B**

Was your household's total income in 2020...

**RESPONSE OPTIONS:**

- 01 Less than \$57,000?
  - 02 At least \$57,000?
  - 77 Don't know
  - 99 Prefer not to answer
- 

**PN: The below can be copied from SID: 2949**

[IF WBFPL10B=01, REPLACE FPL100=1]

[IF WBFPL10B=02, REPLACE FPL150=1]

[IF WBFPL10B=77, 98,99, REPLACE FPL150=1]

**DISPLAY ON TESTING ONLY SCREEN: FPL100, FPL150, FPL250, FPLPOOR**

---

PN: This question (WBFPL10C) can be copied from SID: 2949

[SHOW IF (HHSIZE=10 AND HHOLD=1) AND WBINC=03]

[SP]

**WBFPL10C.**

Was your household's total income in 2021...

**REPONSE OPTIONS:**

- 01 Less than \$85,000?
  - 02 At least \$85,000?
  - 77 Don't know
  - 99 Prefer not to answer
- 

[IF WBFPL10C=01, REPLACE FPL150=1]

[IF WBFPL10C=02, REPLACE FPL250=1]

[IF WBFPL10C=77,98,99, REPLACE FPL100=1, FPL150=97, FPL250=1]  
**DISPLAY ON TESTING ONLY SCREEN: FPL100, FPL150, FPL250, FPLPOOR**

---

PN: This question (WBFPL10D) can be copied from SID: 2949  
[SHOW IF (HHSIZE=10 AND HHOLD=1) AND WBINC=04]  
[SP]

**WBFPL10D.**

Was your household's total income in 2021...

REPNONSE OPTIONS:

- 01 Less than \$141,000?
  - 02 At least \$141,000?
  - 77 Don't know
  - 99 Prefer not to answer
- 

**PN: The below can be copied from SID: 2949**

[if WBFPL10D=01, Replace FPL250=1]

**[if WBFPL10D=77, 98 or 99, FPL250=97]**

**DISPLAY ON TESTING ONLY SCREEN: FPL100, FPL150, FPL250, FPLPOOR**

END OF INCOME QUESTIONS

---

**PN: The below can be copied from SID: 2949**

PROGRAMMING:

CREATE TESTING ONLY PAGE

[REPLACE FPLPOOR=97 IF FPL100=97 AND FPL150=97 AND FPL250=97]

[REPLACE FPLPOOR=1 IF FPL250=1 OR FPL150=1 OR FPL100=1]

[REPLACE FPLPOOR=0 IF FPL250=0 AND FPL150=0 AND FPL100=0]

[REPLACE FPL250=1 IF FPL100=1 OR FPL150=1]

[REPLACE FPL150=1 IF FPL100=1]

[SET FPLPOOR, FPL100, FPL250 AND DISPLAY ON SCREEN]

---

PN: This question (WBSAVE400) can be copied from SID: 2949

[SP]

**WBSAVE400.**

Would **[IF HHOLD=0: you; IF HHOLD=1: your household]** be able to pay an unexpected \$400 emergency expense with cash, money currently in a bank account, or on a credit card you could pay in full? ^

REPNONSE OPTIONS:

- 01 Yes

02 No

---

[SHOW IF WBFINSIT<>5]

[MP]

**WBPUBBEN.**

Are you [SHOW IF HHOLD=1: or anyone in your household] currently receiving any of the following?

[SPACE]

[CAWI - remove bold] <i>Select all that apply.</i>

[CATI] **SELECT ALL THAT APPLY.**

**RESPONSE OPTIONS:**

- 01 Supplemental Security Income (SSI), or Social Security Disability Insurance (SSDI) benefits **WBAIDINC**
  - 02 Children's Health Insurance Program (CHIP) **WBAIDHLTH**
  - 03 Assistance with food, housing, or utilities (e.g., SNAP, WIC + ) **WBAIDCMB**
  - 04 Unemployment benefits **WBAIDUNEMP**
  - 05 None of these public benefits] **[SP] WBAIDNONE**
- 

[SHOW IF (WBFINSIT=01,02) OR (FPLPOOR=1)]

[MP]

**WBHARDNOW.**

In the past year, have there been any times when you [IF HHOLD=1: or anyone in your household] did not have enough money for any of the following?

[SPACE]

[CAWI - remove bold] <i>Select all that apply.</i>

[CATI] **SELECT ALL THAT APPLY.**

**RESPONSE OPTIONS (RANDOMIZE):**

- 01 Buy the food that you [SHOW IF HHOLD=1: or they] needed **WBHARDFOOD**
  - 02 Pay for medical care or medicine that you [SHOW IF HHOLD=1: or they] needed **WBHARDHEALTH**
  - 03 Pay the rent or mortgage **WBHARDRENT**
  - 04 Pay a utility bill, such as a bill for water, electricity, or heat **WBHARDUTIL**
  - 05 None of these **[ANCHOR] [SP] WEBHARDNONE**
- 

[SHOW IF (WBHARDNOW=77,98,99,MISSING) OR IF (WBHARDNOW\_05=1) OR IF (ANY WBHARDNOW\_01 THROUGH WBHARDNOW\_04=0)]

[MP]

**WBHARDPAST**

In the past three years, have there been any times when you [IF HHOLD=1: or anyone in your household] did not have enough money for any of the following?

[SPACE]

[CAWI - remove bold] <i>Select all that apply.</i>

[CATI] **SELECT ALL THAT APPLY.**

RESPONSE OPTIONS (RANDOMIZE):

- 01 [SHOW IF WBHARDNOW\_01<>1: Buy the food that you [SHOW IF HHOLD=1: or they] needed] **WBHARDPASTFOOD**
  - 02 [SHOW IF WBHARDNOW\_02<>1: Pay for medical care or medicine that you [SHOW IF HHOLD=1: or they] needed] **WBHARDPASTHEALTH**
  - 03 [SHOW IF WBHARDNOW\_03<>1 Pay the rent or mortgage] **WBHARDPASTRENT**
  - 04 [SHOW IF WBHARDNOW\_04<>1: Pay a utility bill, such as a bill for water, electricity, or heat] **WBHARDPASTUTIL**
  - 05 None of these [ANCHOR] [SP] **WBHARDPASTNONE**
- 

[MP]

**WBJEWLIFE.**

During the past year, in what ways, if any, did your financial situation limit your participation in Jewish life?

[SPACE]

[CAWI - remove bold] <i>Select all that apply.</i>

[CATI] **SELECT ALL THAT APPLY.**

RESPONSE OPTIONS (RANDOMIZE):

- 01 [SHOW IF HHCHNUM>0: Did not enroll children in Jewish education, camp, or activities] **WBJEWJED^**
  - 02 [SHOW IF HHCHNUM>0: Required financial assistance to enroll children in Jewish education, Jewish camp, or activities] **WBJEWJEDFIN**
  - 03 [SHOW IF RLSYNDUES=01 or RLSYNEVER=01: Discontinued synagogue membership] **WBJEWSYN^**
  - 04 [SHOW IF RLSYNDUES=01 or RLSYNEVER=01: Required dues relief or financial assistance to maintain synagogue membership] **WBJEWSYNFIN**
  - 05 Unable to contribute to Jewish causes as much as you would have liked **WBJEWCHAR^**
  - 06 Unable to participate in some Jewish activities **WBJEWPART**
  - 07 Something else (please specify): [TEXTBOX] [ANCHOR] **WBJOTH WBJOTH\_O**
  - 08 None of these [SP] [ANCHOR] **WBJEWNONE**
- 

## Concluding Thoughts

---

[DISPLAY]

**CONCL**

We have some last questions to conclude the survey.

---

[TEXTBOX]

**CTSTR**

Based on your own experience, what do you consider to be the strengths and gaps of the Washtenaw County area Jewish community?

[PARAGRAPH TEXTBOX] ^

[TEXTBOX]

**CT2**

What do you think should be the top priorities of the Washtenaw County area Jewish community in the coming years? ^

[PARAGRAPH TEXTBOX]

---

## Follow Up

---

[SP]

**FUTRESEARCH.**

The study team and sponsors may be interested in conducting follow-up research on the community in the future. Are you willing to be contacted for this research? ^

**RESPONSE OPTIONS:**

01 Yes

02 No

---

[SHOW IF FUTRESEARCH = 01]

**FUTCONTACT.**

Please give your name, phone number and email address where you could be reached in the coming year or two. Your contact information will be used only for research purposes, and nothing else, and will be separated from survey responses to respect your privacy.

**FUT\_NAME.** Name: [TEXTBOX]

**FUT\_PHONE.** Phone number: [NUMBOX, VALIDATED CORRECT PHONE NUMBER FORMAT]

**FUT\_EMAIL.** Email: [TEXTBOX, VALIDATE CORRECT FORMAT FOR EMAIL ADDRESS]

---

RE-COMPUTE      QUAL=1 "COMPLETE"

SET CO\_DATE, CO\_TIME, CO\_TIMER VALUES HERE

CREATE MODE\_END

1=CATI

2=CAWI

---

**FINAL TEXT**

[DISPLAY]

**FINAL.**

Thank you for taking the time to answer these questions.  
You have completed this survey.

[REDIRECT TO NORC ON CONTINUE]

---



# APPENDIX D: CODEBOOK

This document shows the exact text of each survey question, the response options, and the weighted and unweighted responses. Before each question is the variable name that corresponds to the public use dataset. Write-in and open-text responses are not listed.

The screener section shows all responses unweighted. Screened-out cases are not included in the dataset and do not have survey weights.

Most weighted responses use the respondent weight. Where the “[^]” symbol appears after a variable name, the weighted responses are estimated using household weights. See public use dataset documentation for details about survey weights.

## SCREENER

### RESPRELIG

*What is your present religion, if any?*

| Response                  | Weighted % | n   |
|---------------------------|------------|-----|
| 1, Protestant             | <1         | 2   |
| 3, Jewish                 | 72         | 769 |
| 5, Jehovah's Witness      | <1         | 2   |
| 7, Buddhist               | <1         | 1   |
| 9, Atheist                | 3          | 20  |
| 10, Agnostic              | 3          | 15  |
| 11, Multiple religions    | 16         | 29  |
| 12, Something else        | <1         | 2   |
| 13, Nothing in particular | 4          | 18  |
| Total                     | 100        | 858 |

### RESPRELIG\_OTXT

*What is your present religion, if any? Something else*

2 responses

### RESPRLMP

*What religions do you identify with? Protestant (for example, Baptist, Methodist, Nondenominational, Lutheran, Presbyterian, Pentecostal, Episcopalian, Reformed, Church of Christ, etc.)*

| Response        | Weighted % | n  |
|-----------------|------------|----|
| 0, Not selected | 86         | 25 |
| 1, Selected     | 14         | 5  |
| Total           | 100        | 30 |

**RESPRLMC***What religions do you identify with? Roman Catholic*

| Response        | Weighted % | n  |
|-----------------|------------|----|
| 0, Not selected | 94         | 27 |
| 1, Selected     | 6          | 3  |
| Total           | 100        | 30 |

**RESPRLMJ***What religions do you identify with? Jewish*

| Response    | Weighted % | n  |
|-------------|------------|----|
| 1, Selected | 100        | 30 |
| Total       | 100        | 30 |

**RESPRLMM***What religions do you identify with? The Church of Jesus Christ of Latter-Day Saints (Mormon)*

| Response        | Weighted % | n  |
|-----------------|------------|----|
| 0, Not selected | 100        | 30 |
| Total           | 100        | 30 |

**RESPRLMW***What religions do you identify with? Jehovah's Witness*

| Response        | Weighted % | n  |
|-----------------|------------|----|
| 0, Not selected | 100        | 30 |
| Total           | 100        | 30 |

**RESPRLMS***What religions do you identify with? Muslim*

| Response        | Weighted % | n  |
|-----------------|------------|----|
| 0, Not selected | 100        | 30 |
| Total           | 100        | 30 |

**RESPRLMB***What religions do you identify with? Buddhist*

| Response        | Weighted % | n  |
|-----------------|------------|----|
| 0, Not selected | 86         | 24 |
| 1, Selected     | 14         | 6  |
| Total           | 100        | 30 |

**RESPRLMH***What religions do you identify with? Hindu*

| Response        | Weighted % | n  |
|-----------------|------------|----|
| 0, Not selected | 100        | 30 |
| Total           | 100        | 30 |

**RESPRLMA***What religions do you identify with? Atheist*

| Response        | Weighted % | n  |
|-----------------|------------|----|
| 0, Not selected | 79         | 22 |
| 1, Selected     | 21         | 8  |
| Total           | 100        | 30 |

**RESPRLMG***What religions do you identify with? Agnostic*

| Response        | Weighted % | n  |
|-----------------|------------|----|
| 0, Not selected | 51         | 20 |
| 1, Selected     | 49         | 10 |
| Total           | 100        | 30 |

**RESPRLMOTH***What religions do you identify with? Something else*

| Response        | Weighted % | n  |
|-----------------|------------|----|
| 0, Not selected | 79         | 25 |
| 1, Selected     | 21         | 5  |
| Total           | 100        | 30 |

**RESPRLMOTH\_OTXT***What religions do you identify with? Something else*

5 responses

**RESPCONSIDER***Aside from religion, do you consider yourself Jewish in any way (for example, ethnically, culturally or because of your family's background)?*

| Response | Weighted % | n  |
|----------|------------|----|
| 1, Yes   | 100        | 60 |
| Total    | 100        | 60 |

**RESPONDENT DEMOGRAPHICS****RESPGENDER***What is your gender?*

| Response                         | Weighted % | n   |
|----------------------------------|------------|-----|
| -99, Skipped Question            | <1         | 1   |
| 1, Male                          | 37         | 321 |
| 2, Female                        | 60         | 525 |
| 3, Non-binary/Gender non-conform | 3          | 10  |
| 4, Something else                | <1         | 1   |
| Total                            | 100        | 858 |

**RESPGEND\_OTXT***What is your gender? Another gender identity*

1 response

**RESPAGE5CAT***How old are you?*

| Response              | Weighted % | n   |
|-----------------------|------------|-----|
| -99, Skipped Question | <1         | 14  |
| 1, 22-39              | 36         | 120 |
| 2, 40-54              | 18         | 166 |
| 3, 55-64              | 22         | 150 |
| 4, 65-74              | 13         | 244 |
| 5, 75+                | 10         | 162 |
| Total                 | 100        | 856 |

**RESPEDU***What is the highest level of schooling you have completed?*

| Response                               | Weighted % | n   |
|--|------------|-----|
| -99, Skipped Question                  | <1         | 2   |
| 2, High school diploma (or equivalent) | 8          | 14  |
| 3, Associate or technical degree       | <1         | 7   |
| 4, Bachelor's degree                   | 6          | 149 |
| 5, Graduate or professional degree     | 85         | 685 |
| 6, Other                               | <1         | 1   |
| Total                                  | 100        | 858 |

**RESPEDU\_OTXT***What is the highest level of schooling you have completed? Other*

5 responses

**HISPRESP***Are you of Hispanic, Latino/a, or Spanish origin, such as Argentinian, Cuban, Mexican, or Puerto Rican?*

| Response | Weighted % | n   |
|----------|------------|-----|
| 0, No    | 91         | 165 |
| 1, Yes   | 9          | 4   |
| Total    | 100        | 169 |

**HISPHH / ^\***Are you or anyone in your household of Hispanic, Latino/a, or Spanish origin, such as Argentinian, Cuban, Mexican, or Puerto Rican?*

| Response                         | Weighted % | n   |
|----------------------------------|------------|-----|
| -99, Skipped Question            | <1         | 6   |
| 0, No                            | 92         | 672 |
| 1, Yes, me                       | 5          | 10  |
| 2, Yes, someone else             | 3          | 22  |
| 3, Yes, both me and someone else | <1         | 4   |
| Total                            | 100        | 714 |

**RESPRACEWHITE***What is your race? White*

| Response              | Weighted % | n   |
|-----------------------|------------|-----|
| -99, Skipped Question | 2          | 9   |
| 0, Not selected       | 2          | 12  |
| 1, Selected           | 96         | 837 |
| Total                 | 100        | 858 |

**RESPRACEBLACK***What is your race? Black or African American*

| Response              | Weighted % | n   |
|-----------------------|------------|-----|
| -99, Skipped Question | 2          | 9   |
| 0, Not selected       | 98         | 844 |
| 1, Selected           | <1         | 5   |
| Total                 | 100        | 858 |

**RESPRACEASIAN***What is your race? Asian or Asian American*

| Response              | Weighted % | n   |
|-----------------------|------------|-----|
| -99, Skipped Question | 2          | 9   |
| 0, Not selected       | 94         | 847 |
| 1, Selected           | 4          | 2   |
| Total                 | 100        | 858 |

**RESPRACEAIAN***What is your race? American Indian or Alaska Native*

| Response              | Weighted % | n   |
|-----------------------|------------|-----|
| -99, Skipped Question | 2          | 9   |
| 0, Not selected       | 98         | 848 |
| 1, Selected           | <1         | 1   |
| Total                 | 100        | 858 |

**RESPRACENHPI***What is your race? Native Hawaiian or other Pacific Islander*

| Response              | Weighted % | n   |
|-----------------------|------------|-----|
| -99, Skipped Question | 2          | 9   |
| 0, Not selected       | 98         | 849 |
| Total                 | 100        | 858 |

**RESPRACEOTH***What is your race? Some other race or origin*

| Response              | Weighted % | n   |
|-----------------------|------------|-----|
| -99, Skipped Question | 2          | 9   |
| 0, Not selected       | 95         | 834 |
| 1, Selected           | 3          | 15  |
| Total                 | 100        | 858 |

**RESPRACEOTH\_OTXT***What is your race? Some other race or origin*

15 responses

**HHRACESAME /^\***Does everyone in your household identify with the same racial groups that you do?*

| Response              | Weighted % | n   |
|-----------------------|------------|-----|
| -99, Skipped Question | <1         | 3   |
| 0, No                 | 25         | 66  |
| 1, Yes                | 75         | 645 |
| Total                 | 100        | 714 |

**POCRESP***Do you identify as a person of color?*

| Response              | Weighted % | n   |
|-----------------------|------------|-----|
| -99, Skipped Question | <1         | 1   |
| 0, No                 | 96         | 164 |
| 1, Yes                | 4          | 4   |
| Total                 | 100        | 169 |

**POCHH /^\***Do you or anyone in your household identify as a person of color?*

| Response                         | Weighted % | n   |
|----------------------------------|------------|-----|
| -99, Skipped Question            | <1         | 5   |
| 0, No                            | 90         | 666 |
| 1, Yes, me                       | <1         | 3   |
| 2, Yes, someone else             | 8          | 35  |
| 3, Yes, both me and someone else | 1          | 5   |
| Total                            | 100        | 714 |

**RESPMARITAL***What is your current marital status?*

| Response                  | Weighted % | n   |
|---------------------------|------------|-----|
| -99, Skipped Question     | 1          | 5   |
| 1, Married                | 55         | 611 |
| 2, Living with partner    | 8          | 34  |
| 3, Single – never married | 21         | 57  |
| 4, Divorced               | 10         | 76  |
| 5, Separated              | <1         | 8   |
| 6, Widowed                | 4          | 67  |
| Total                     | 100        | 858 |

**RESPPARJ***When you were growing up, did either of your parents consider themselves to be Jewish?*

| Response                     | Weighted % | n   |
|------------------------------|------------|-----|
| 0, No, neither parent Jewish | 6          | 64  |
| 1, Yes, one parent Jewish    | 19         | 98  |
| 2, Yes, both parents Jewish  | 74         | 696 |
| Total                        | 100        | 858 |

**RESPRSD***Were you raised Jewish in any way?*

| Response              | Weighted % | n   |
|-----------------------|------------|-----|
| -99, Skipped Question | <1         | 1   |
| 0, No                 | 9          | 85  |
| 1, Yes                | 91         | 772 |
| Total                 | 100        | 858 |



### RESPCONV

*Did you have a formal conversion to Judaism, with a rabbi of any denomination?*

| Response | Weighted % | n  |
|----------|------------|----|
|          |            |    |
| 0, No    | <1         | 1  |
| 1, Yes   | 100        | 54 |
|          |            |    |
| Total    | 100        | 55 |

### RESPWJSP

*Earlier, you said that you think of yourself as Jewish in some way. Please describe the ways in which you consider yourself to be Jewish. My [spouse/partner] is Jewish*

| Response    | Weighted % | n |
|-------------|------------|---|
|             |            |   |
| 1, Selected | 100        | 1 |
|             |            |   |
| Total       | 100        | 1 |

### RESPWJCH

*Earlier, you said that you think of yourself as Jewish in some way. Please describe the ways in which you consider yourself to be Jewish. My child or children are Jewish*

| Response    | Weighted % | n |
|-------------|------------|---|
|             |            |   |
| 1, Selected | 100        | 1 |
|             |            |   |
| Total       | 100        | 1 |

### RESPWJGR

*Earlier, you said that you think of yourself as Jewish in some way. Please describe the ways in which you consider yourself to be Jewish. I have one or more Jewish grandparents*

| Response        | Weighted % | n |
|-----------------|------------|---|
|                 |            |   |
| 0, Not selected | 100        | 1 |
|                 |            |   |
| Total           | 100        | 1 |

### RESPWJOTH\_OTXT

*Earlier, you said that you think of yourself as Jewish in some way. Please describe the ways in which you consider yourself to be Jewish. Something else*

0 responses

## RESPDENOM\_ORIG

*With which denomination/movement of Judaism do you currently identify, if any?*

| Response                                   | Weighted % | n   |
|--|------------|-----|
| -99, Skipped Question                      | <1         | 5   |
| 1, Orthodox                                | 1          | 21  |
| 2, Conservative                            | 16         | 198 |
| 3, Reconstructionist                       | 3          | 52  |
| 4, Reform                                  | 32         | 315 |
| 5, Renewal                                 | <1         | 8   |
| 6, Humanist                                | <1         | 12  |
| 7, Secular/Culturally Jewish               | 30         | 127 |
| 8, Other                                   | <1         | 7   |
| 9, Just Jewish, no particular denomination | 16         | 113 |
|  |            |     |
| Total                                      | 100        | 858 |

## RESPDENOM\_OTXT

*With which denomination/movement of Judaism do you currently identify, if any? Other*

7 responses

## HHADRLT2 /^\

*What is your relationship with Adult 2?*

| Response                                      | Weighted % | n   |
|---|------------|-----|
| -99, Skipped Question                         | <1         | 1   |
| 1, Your spouse                                | 70         | 630 |
| 2, Your significant other, partner, or fiancé | 13         | 35  |
| 3, Your adult child or stepchild              | 4          | 17  |
| 4, Your parent, step-parent, or parent-in-law | <1         | 3   |
| 6, Your sibling                               | <1         | 5   |
| 7, Your roommate/housemate                    | 11         | 6   |
| 8, Other relative                             | <1         | 1   |
|   |            |     |
| Total   | 100        | 698 |

## HHADGEN2 /^\

*What is Adult 2's gender?*

| Response                            | Weighted % | n   |
|-------------------------------------|------------|-----|
| -99, Skipped Question               | <1         | 3   |
| 1, Male                             | 45         | 383 |
| 2, Female                           | 53         | 309 |
| 3, Non-binary/Gender non-conforming | 2          | 3   |
|                                     |            |     |
| Total                               | 100        | 698 |

**HHADAGE2\_CAT /^\***How old is Adult 2?*

| Response              | Weighted % | n   |
|-----------------------|------------|-----|
| -99, Skipped Question | <1         | 10  |
| 1, 18-34              | 38         | 60  |
| 2, 35-49              | 24         | 153 |
| 3, 50-64              | 25         | 191 |
| 4, 65-74              | 8          | 176 |
| 5, 75+                | 4          | 108 |
|                       |            |     |
| Total                 | 100        | 698 |

**HHADEDU2 /^\***What is the highest level of schooling Adult 2 has completed?*

| Response                               | Weighted % | n   |
|--|------------|-----|
| -99, Skipped Question                  | <1         | 5   |
| 1, High school diploma (or equivalent) | 14         | 25  |
| 2, Associate or technical degree       | 4          | 26  |
| 3, Bachelor's degree                   | 22         | 150 |
| 4, Graduate or professional degree     | 60         | 487 |
| 5, Other                               | <1         | 5   |
|  |            |     |
| Total                                  | 100        | 698 |

**HHADRELIG2 /^\***What is Adult 2's religion?*

| Response                  | Weighted % | n   |
|---------------------------|------------|-----|
| -99, Skipped Question     | <1         | 3   |
| 1, Jewish                 | 35         | 415 |
| 2, Protestant             | 5          | 49  |
| 3, Roman Catholic         | 14         | 33  |
| 5, Jehovah's Witness      | <1         | 1   |
| 6, Muslim                 | <1         | 2   |
| 7, Buddhist               | 2          | 6   |
| 9, Atheist                | 11         | 40  |
| 10, Agnostic              | 6          | 26  |
| 11, Multiple religions    | 5          | 20  |
| 12, Something else        | 2          | 14  |
| 13, Nothing in particular | 20         | 89  |
|                           |            |     |
| Total                     | 100        | 698 |

**HHADRELIG2\_OTXT /^\**

What is Adult 2's religion? Other

14 responses

**HHADRLMJ2 /^\**

What religions does adult 2 identify with? Jewish

| Response        | Weighted % | n  |
|-----------------|------------|----|
|                 |            |    |
| 0, Not selected | 21         | 6  |
| 1, Selected     | 79         | 14 |
|                 |            |    |
| Total           | 100        | 20 |

**HHADRLMP2 /^\**

What religions does adult 2 identify with? Protestant (for example, Baptist, Methodist, Nondenominational, Lutheran, Presbyterian, Pentecostal, Episcopalian, Reformed, Church of Christ, etc.)

| Response        | Weighted % | n  |
|-----------------|------------|----|
|                 |            |    |
| 0, Not selected | 37         | 12 |
| 1, Selected     | 63         | 8  |
|                 |            |    |
| Total           | 100        | 20 |

**HHADRLMP2 /^\**

What religions does adult 2 identify with? Protestant (for example, Baptist, Methodist, Nondenominational, Lutheran, Presbyterian, Pentecostal, Episcopalian, Reformed, Church of Christ, etc.)

| Response        | Weighted % | n  |
|-----------------|------------|----|
|                 |            |    |
| 0, Not selected | 37         | 12 |
| 1, Selected     | 63         | 8  |
|                 |            |    |
| Total           | 100        | 20 |

**HHADRLMC2 /^\**

What religions does adult 2 identify with? Roman Catholic

| Response        | Weighted % | n  |
|-----------------|------------|----|
|                 |            |    |
| 0, Not selected | 90         | 17 |
| 1, Selected     | 10         | 3  |
|                 |            |    |
| Total           | 100        | 20 |

**HHADRLMM2 /^\***What religions does adult 2 identify with? The Church of Jesus Christ of Latter-Day Saints (Mormon)*

| Response        | Weighted % | n  |
|-----------------|------------|----|
| 0, Not selected | 100        | 20 |
| Total           | 100        | 20 |

**HHADRLMW2 /^\***What religions does adult 2 identify with? Jehovah's Witness*

| Response        | Weighted % | n  |
|-----------------|------------|----|
| 0, Not selected | 100        | 20 |
| Total           | 100        | 20 |

**HHADRLMS2 /^\***What religions does adult 2 identify with? Muslim*

| Response        | Weighted % | n  |
|-----------------|------------|----|
| 0, Not selected | 100        | 20 |
| Total           | 100        | 20 |

**HHADRLMB2 /^\***What religions does adult 2 identify with? Buddhist*

| Response        | Weighted % | n  |
|-----------------|------------|----|
| 0, Not selected | 85         | 15 |
| 1, Selected     | 15         | 5  |
| Total           | 100        | 20 |

**HHADRLMH2 /^\***What religions does adult 2 identify with? Hindu*

| Response        | Weighted % | n  |
|-----------------|------------|----|
| 0, Not selected | 100        | 20 |
| Total           | 100        | 20 |

**HHADRLMA2 /\^***What religions does adult 2 identify with? Atheist*

| Response        | Weighted % | n  |
|-----------------|------------|----|
| 0, Not selected | 72         | 17 |
| 1, Selected     | 28         | 3  |
| Total           | 100        | 20 |

**HHADRLMG2 /\^***What religions does adult 2 identify with? Agnostic*

| Response        | Weighted % | n  |
|-----------------|------------|----|
| 0, Not selected | 79         | 14 |
| 1, Selected     | 21         | 6  |
| Total           | 100        | 20 |

**HHADRLMOTH2 /\^***What religions does adult 2 identify with? Something else*

| Response        | Weighted % | n  |
|-----------------|------------|----|
| 0, Not selected | 100        | 20 |
| Total           | 100        | 20 |

**HHADRLMOTH2\_OTXT /\^***What religions does adult 2 identify with? Something else*

6 responses

**HHADCONS2 /\^***Aside from religion, does adult 2 consider themselves Jewish in any way (for example, ethnically, culturally, or because of their family background)?*

| Response              | Weighted % | n   |
|-----------------------|------------|-----|
| -99, Skipped Question | <1         | 3   |
| 0, No                 | 74         | 190 |
| 1, Yes                | 26         | 76  |
| Total                 | 100        | 269 |

**HHADPARJ2 /^\***When adult 2 was growing up, did either parent consider themselves to be Jewish?*

| Response                     | Weighted % | n   |
|------------------------------|------------|-----|
| -99, Skipped Question        | <1         | 2   |
| 0, No, neither parent Jewish | 55         | 304 |
| 1, Yes, one parent Jewish    | 14         | 44  |
| 2, Yes, both parents Jewish  | 31         | 348 |
| Total                        | 100        | 698 |

**HHADRSD2 /^\***In what religion was Adult 2 raised, if any?*

| Response              | Weighted % | n   |
|-----------------------|------------|-----|
| -99, Skipped Question | <1         | 2   |
| 0, No                 | 62         | 325 |
| 1, Yes                | 38         | 371 |
| Total                 | 100        | 698 |

**HHADCONV2 /^\***Did Adult 2 have a formal conversion to Judaism, with a rabbi of any denomination?*

| Response                    | Weighted % | n   |
|-----------------------------|------------|-----|
| -99, Skipped Question       | <1         | 1   |
| 0, No                       | 62         | 65  |
| 1, Yes                      | 32         | 44  |
| 2, In process of conversion | <1         | 2   |
| 3, Did not need to convert  | 6          | 1   |
| Total                       | 100        | 113 |

**HHADDENOM2\_ORIG /^\***With which denomination of Judaism does Adult 2 identify, if any?*

| Response                                   | Weighted % | n   |
|--|------------|-----|
| 1, Orthodox                                | 1          | 15  |
| 2, Conservative                            | 20         | 145 |
| 3, Reconstructionist                       | 5          | 20  |
| 4, Reform                                  | 29         | 138 |
| 5, Renewal                                 | <1         | 3   |
| 6, Humanist                                | <1         | 3   |
| 7, Secular/Culturally Jewish               | 12         | 45  |
| 8, Other                                   | <1         | 1   |
| 9, Just Jewish, no particular denomination | 32         | 68  |
| Total                                      | 100        | 438 |

**HHADHISP2 /^\***Is Adult 2 of Hispanic, Latino, or Spanish origin, such as Mexican, Puerto Rican, Cuban, or Argentinian?*

| Response              | Weighted % | n   |
|-----------------------|------------|-----|
| -99, Skipped Question | <1         | 1   |
| 0, No                 | 97         | 676 |
| 1, Yes                | 3          | 21  |
| Total                 | 100        | 698 |

**HHADRACEWHITE2 /^\***What is Adult 2's race? White*

| Response              | Weighted % | n   |
|-----------------------|------------|-----|
| -99, Skipped Question | <1         | 7   |
| 0, Not selected       | 6          | 31  |
| 1, Selected           | 93         | 660 |
| Total                 | 100        | 698 |

**HHADRACEBLACK2 /^\***What is Adult 2's race? Black or African American*

| Response              | Weighted % | n   |
|-----------------------|------------|-----|
| -99, Skipped Question | <1         | 7   |
| 0, Not selected       | 96         | 681 |
| 1, Selected           | 3          | 10  |
| Total                 | 100        | 698 |



**HHADRACEASIAN2 /^\***What is Adult 2's race? Asian or Asian American*

| Response              | Weighted % | n   |
|-----------------------|------------|-----|
| -99, Skipped Question | <1         | 7   |
| 0, Not selected       | 96         | 677 |
| 1, Selected           | 3          | 14  |
| Total                 | 100        | 698 |

**HHADRACEAIAN2 /^\***What is Adult 2's race? American Indian or Alaska Native*

| Response              | Weighted % | n   |
|-----------------------|------------|-----|
| -99, Skipped Question | <1         | 7   |
| 0, Not selected       | 98         | 689 |
| 1, Selected           | <1         | 2   |
| Total                 | 100        | 698 |

**HHADRACENHPI2 /^\***What is Adult 2's race? Native Hawaiian or other Pacific Islander*

| Response              | Weighted % | n   |
|-----------------------|------------|-----|
| -99, Skipped Question | <1         | 7   |
| 0, Not selected       | 99         | 690 |
| 1, Selected           | <1         | 1   |
| Total                 | 100        | 698 |

**HHADRACEOTH2 /^\***What is Adult 2's race? Other*

| Response              | Weighted % | n   |
|-----------------------|------------|-----|
| -99, Skipped Question | <1         | 7   |
| 0, Not selected       | 98         | 678 |
| 1, Selected           | 1          | 13  |
| Total                 | 100        | 698 |

**HHADRACEOTH2\_OTXT /^\***What is Adult 2's race? Other*

7 responses

**HHADPOC2 /^\***Does adult 2 identify as a person of color?*

| Response              | Weighted % | n   |
|-----------------------|------------|-----|
| -99, Skipped Question | <1         | 3   |
| 0, No                 | 93         | 671 |
| 1, Yes                | 6          | 24  |
| Total                 | 100        | 698 |

**HHADHS2 /^\***Is Adult 2 enrolled in high school in the 2022-2023 academic year?*

| Response | Weighted % | n |
|----------|------------|---|
| 0, No    | 72         | 2 |
| 1, Yes   | 28         | 1 |
| Total    | 100        | 3 |

**HHADRLT3 /^\***What is your relationship with Adult 3?*

| Response                                      | Weighted % | n   |
|---|------------|-----|
| -99, Skipped Question                         | <1         | 6   |
| 1, Your spouse                                | <1         | 1   |
| 3, Your adult child or stepchild              | 53         | 90  |
| 4, Your parent, step-parent, or parent-in-law | 3          | 7   |
| 5, Your daughter- or son-in-law               | <1         | 2   |
| 6, Your sibling                               | <1         | 1   |
| 7, Your roommate/housemate                    | 44         | 7   |
| 8, Other relative                             | <1         | 2   |
| 9, Other non-relative                         | <1         | 1   |
| Total   | 100        | 117 |

**HHADGEN3 /^\***What is Adult 3's gender?*

| Response                            | Weighted % | n   |
|-------------------------------------|------------|-----|
| -99, Skipped Question               | <1         | 5   |
| 1, Male                             | 32         | 61  |
| 2, Female                           | 67         | 45  |
| 3, Non-binary/Gender non-conforming | <1         | 5   |
| 4, Something else                   | <1         | 1   |
| Total                               | 100        | 117 |

**HHADAGE3\_CAT / ^\***How old is Adult 3?*

| Response              | Weighted % | n   |
|-----------------------|------------|-----|
| -99, Skipped Question | <1         | 6   |
| 1, 18-34              | 97         | 95  |
| 2, 35-49              | <1         | 6   |
| 3, 50-64              | 2          | 3   |
| 4, 65-74              | <1         | 3   |
| 5, 75+                | <1         | 4   |
| Total                 | 100        | 117 |

**HHADEDU3 / ^\***What is the highest level of schooling Adult 3 has completed?*

| Response                               | Weighted % | n   |
|--|------------|-----|
| -99, Skipped Question                  | <1         | 5   |
| 1, High school diploma (or equivalent) | 75         | 54  |
| 2, Associate or technical degree       | 3          | 9   |
| 3, Bachelor's degree                   | 18         | 36  |
| 4, Graduate or professional degree     | 4          | 12  |
| 5, Other                               | <1         | 1   |
| Total                                  | 100        | 117 |

**HHADRELIG3 / ^\***What is Adult 3's religion?*

| Response                  | Weighted % | n   |
|---------------------------|------------|-----|
| -99, Skipped Question     | <1         | 3   |
| 1, Jewish                 | 31         | 80  |
| 2, Protestant             | 38         | 3   |
| 3, Roman Catholic         | <1         | 3   |
| 8, Hindu                  | 2          | 1   |
| 9, Atheist                | 4          | 5   |
| 10, Agnostic              | 6          | 4   |
| 11, Multiple religions    | 12         | 7   |
| 12, Something else        | <1         | 1   |
| 13, Nothing in particular | 8          | 10  |
| Total                     | 100        | 117 |

**HHADRELIG3\_OTXT /^\***What is Adult 3's religion? Other*

1 response

**HHADRLMJ3 /^\***What religions does adult 3 identify with? Jewish*

| Response    | Weighted % | n |
|-------------|------------|---|
|             |            |   |
| 1, Selected | 100        | 7 |
|             |            |   |
| Total       | 100        | 7 |

**HHADRLMP3 /^\***What religions does adult 3 identify with? Protestant (for example, Baptist, Methodist, Nondenominational, Lutheran, Presbyterian, Pentecostal, Episcopalian, Reformed, Church of Christ, etc.)*

| Response        | Weighted % | n |
|-----------------|------------|---|
|                 |            |   |
| 0, Not selected | 100        | 7 |
|                 |            |   |
| Total           | 100        | 7 |

**HHADRLMP3 /^\***What religions does adult 3 identify with? Protestant (for example, Baptist, Methodist, Nondenominational, Lutheran, Presbyterian, Pentecostal, Episcopalian, Reformed, Church of Christ, etc.)*

| Response        | Weighted % | n |
|-----------------|------------|---|
|                 |            |   |
| 0, Not selected | 100        | 7 |
|                 |            |   |
| Total           | 100        | 7 |

**HHADRLMC3 /^\***What religions does adult 3 identify with? Roman Catholic*

| Response        | Weighted % | n |
|-----------------|------------|---|
|                 |            |   |
| 0, Not selected | 25         | 3 |
| 1, Selected     | 75         | 4 |
|                 |            |   |
| Total           | 100        | 7 |

**HHADRLMM3 /^\***What religions does adult 3 identify with? The Church of Jesus Christ of Latter-Day Saints (Mormon)*

| Response        | Weighted % | n |
|-----------------|------------|---|
|                 |            |   |
| 0, Not selected | 100        | 7 |
|                 |            |   |
| Total           | 100        | 7 |

**HHADRLMW3 /^\***What religions does adult 3 identify with? Jehovah's Witness*

| Response        | Weighted % | n |
|-----------------|------------|---|
|                 |            |   |
| 0, Not selected | 100        | 7 |
|                 |            |   |
| Total           | 100        | 7 |

**HHADRLMS3 /^\***What religions does adult 3 identify with? Muslim*

| Response        | Weighted % | n |
|-----------------|------------|---|
|                 |            |   |
| 0, Not selected | 100        | 7 |
|                 |            |   |
| Total           | 100        | 7 |

**HHADRLMB3 /^\***What religions does adult 3 identify with? Buddhist*

| Response        | Weighted % | n |
|-----------------|------------|---|
|                 |            |   |
| 0, Not selected | 100        | 6 |
| 1, Selected     | <1         | 1 |
|                 |            |   |
| Total           | 100        | 7 |

**HHADRLMH3 /^\***What religions does adult 3 identify with? Hindu*

| Response        | Weighted % | n |
|-----------------|------------|---|
|                 |            |   |
| 0, Not selected | 100        | 7 |
|                 |            |   |
| Total           | 100        | 7 |

**HHADRLMA3 /^\***What religions does adult 3 identify with? Atheist*

| Response        | Weighted % | n |
|-----------------|------------|---|
|                 |            |   |
| 0, Not selected | 100        | 6 |
| 1, Selected     | <1         | 1 |
|                 |            |   |
| Total           | 100        | 7 |

**HHADRLMG3 /^\***What religions does adult 3 identify with? Agnostic*

| Response        | Weighted % | n |
|-----------------|------------|---|
| 0, Not selected | 75         | 6 |
| 1, Selected     | 25         | 1 |
| Total           | 100        | 7 |

**HHADRLMOTH3 /^\***What religions does adult 3 identify with? Something else*

| Response        | Weighted % | n |
|-----------------|------------|---|
| 0, Not selected | 100        | 7 |
| Total           | 100        | 7 |

**HHADCONS3 /^\***Aside from religion, does adult 3 consider themselves Jewish in any way (for example, ethnically, culturally, or because of their family background)?*

| Response              | Weighted % | n  |
|-----------------------|------------|----|
| -99, Skipped Question | <1         | 2  |
| 0, No                 | 91         | 18 |
| 1, Yes                | 9          | 11 |
| Total                 | 100        | 31 |

**HHADPARJ3 /^\***When adult 3 was growing up, did either parent consider themselves to be Jewish?*

| Response                     | Weighted % | n   |
|------------------------------|------------|-----|
| -99, Skipped Question        | <1         | 2   |
| 0, No, neither parent Jewish | 49         | 16  |
| 1, Yes, one parent Jewish    | 32         | 37  |
| 2, Yes, both parents Jewish  | 19         | 62  |
| Total                        | 100        | 117 |

**HHADRSD3 /^\***In what religion was Adult 3 raised, if any?*

| Response              | Weighted % | n   |
|-----------------------|------------|-----|
| -99, Skipped Question | <1         | 3   |
| 0, No                 | 52         | 18  |
| 1, Yes                | 48         | 96  |
| Total                 | 100        | 117 |

**HHADCONV3 /^\***Did Adult 3 have a formal conversion to Judaism, with a rabbi of any denomination?*

| Response | Weighted % | n |
|----------|------------|---|
| 1, Yes   | 100        | 2 |
| Total    | 100        | 2 |

**HHADDENOM3\_ORIG /^\***With which denomination of Judaism does Adult 3 identify, if any?*

| Response                                   | Weighted % | n  |
|--|------------|----|
| 1, Orthodox                                | 4          | 3  |
| 2, Conservative                            | 18         | 16 |
| 3, Reconstructionist                       | <1         | 7  |
| 4, Reform                                  | 42         | 33 |
| 6, Humanist                                | <1         | 2  |
| 7, Secular/Culturally Jewish               | 13         | 10 |
| 8, Other                                   | <1         | 1  |
| 9, Just Jewish, no particular denomination | 22         | 25 |
| Total                                      | 100        | 97 |

**HHADHISP3 /^\***Is Adult 3 of Hispanic, Latino, or Spanish origin, such as Mexican, Puerto Rican, Cuban, or Argentinian?*

| Response              | Weighted % | n   |
|-----------------------|------------|-----|
| -99, Skipped Question | <1         | 1   |
| 0, No                 | 95         | 112 |
| 1, Yes                | 5          | 4   |
| Total                 | 100        | 117 |

**HHADRACEWHITE3 /^\***What is Adult 3's race? White*

| Response              | Weighted % | n   |
|-----------------------|------------|-----|
| -99, Skipped Question | 2          | 3   |
| 0, Not selected       | 5          | 5   |
| 1, Selected           | 93         | 109 |
| Total                 | 100        | 117 |

**HHADRACEBLACK3 /^\***What is Adult 3's race? Black or African American*

| Response              | Weighted % | n   |
|-----------------------|------------|-----|
| -99, Skipped Question | 2          | 3   |
| 0, Not selected       | 91         | 109 |
| 1, Selected           | 7          | 5   |
| Total                 | 100        | 117 |

**HHADRACEASIAN3 /^\***What is Adult 3's race? Asian or Asian American*

| Response              | Weighted % | n   |
|-----------------------|------------|-----|
| -99, Skipped Question | 2          | 3   |
| 0, Not selected       | 96         | 113 |
| 1, Selected           | 2          | 1   |
| Total                 | 100        | 117 |

**HHADRACEAIAN3 /^\***What is Adult 3's race? American Indian or Alaska Native*

| Response              | Weighted % | n   |
|-----------------------|------------|-----|
| -99, Skipped Question | 2          | 3   |
| 0, Not selected       | 98         | 113 |
| 1, Selected           | <1         | 1   |
| Total                 | 100        | 117 |



**HHADRACENHPI3 /^\***What is Adult 3's race? Native Hawaiian or other Pacific Islander*

| Response              | Weighted % | n   |
|-----------------------|------------|-----|
| -99, Skipped Question | 2          | 3   |
| 0, Not selected       | 98         | 114 |
| Total                 | 100        | 117 |

**HHADRACEOTH3 /^\***What is Adult 3's race? Other*

| Response              | Weighted % | n   |
|-----------------------|------------|-----|
| -99, Skipped Question | 2          | 3   |
| 0, Not selected       | 98         | 112 |
| 1, Selected           | <1         | 2   |
| Total                 | 100        | 117 |

**HHADRACEOTH3\_OTXT /^\***What is Adult 3's race? Other*

2 responses

**HHADPOC3 /^\***Does adult 3 identify as a person of color?*

| Response              | Weighted % | n   |
|-----------------------|------------|-----|
| -99, Skipped Question | 4          | 3   |
| 0, No                 | 90         | 106 |
| 1, Yes                | 7          | 8   |
| Total                 | 100        | 117 |

**HHADHS3 /^\***Is Adult 3 enrolled in high school in the 2022-2023 academic year?*

| Response | Weighted % | n  |
|----------|------------|----|
| 0, No    | 83         | 15 |
| 1, Yes   | 17         | 3  |
| Total    | 100        | 18 |

**HHADRLT4 /^\***What is your relationship with Adult 4?*

| Response                                      | Weighted % | n  |
|---|------------|----|
| -99, Skipped Question                         | <1         | 3  |
| 3, Your adult child or stepchild              | 37         | 36 |
| 4, Your parent, step-parent, or parent-in-law | <1         | 1  |
| 5, Your daughter- or son-in-law               | <1         | 1  |
| 7, Your roommate/housemate                    | 62         | 1  |
| 8, Other relative                             | <1         | 1  |
| 9, Other non-relative                         | <1         | 1  |
| Total   | 100        | 44 |

**HHADGEN4 /^\***What is Adult 4's gender?*

| Response              | Weighted % | n  |
|-----------------------|------------|----|
| -99, Skipped Question | <1         | 3  |
| 1, Male               | 22         | 20 |
| 2, Female             | 78         | 21 |
| Total                 | 100        | 44 |

**HHADAGE4\_CAT /^\***How old is Adult 4?*

| Response              | Weighted % | n  |
|-----------------------|------------|----|
| -99, Skipped Question | <1         | 4  |
| 1, 18-34              | 99         | 37 |
| 3, 50-64              | <1         | 1  |
| 4, 65-74              | <1         | 1  |
| 5, 75+                | <1         | 1  |
| Total                 | 100        | 44 |

**HHADEDU4 /^\***What is the highest level of schooling Adult 4 has completed?*

| Response                               | Weighted % | n  |
|--|------------|----|
| -99, Skipped Question                  | <1         | 3  |
| 1, High school diploma (or equivalent) | 87         | 25 |
| 2, Associate or technical degree       | <1         | 3  |
| 3, Bachelor's degree                   | 12         | 11 |
| 4, Graduate or professional degree     | <1         | 1  |
| 5, Other                               | <1         | 1  |
| Total                                  | 100        | 44 |

**HHADRELIG4 /^\***What is Adult 4's religion?*

| Response                  | Weighted % | n  |
|---------------------------|------------|----|
| -99, Skipped Question     | <1         | 3  |
| 1, Jewish                 | 22         | 31 |
| 2, Protestant             | 62         | 3  |
| 3, Roman Catholic         | <1         | 1  |
| 9, Atheist                | <1         | 1  |
| 10, Agnostic              | <1         | 1  |
| 11, Multiple religions    | 15         | 3  |
| 13, Nothing in particular | <1         | 1  |
| Total                     | 100        | 44 |

**HHADRLMJ4 /^\***What religions does adult 4 identify with? Jewish*

| Response    | Weighted % | n |
|-------------|------------|---|
| 1, Selected | 100        | 3 |
| Total       | 100        | 3 |

**HHADRLMP4 /^\***What religions does adult 4 identify with? Protestant (for example, Baptist, Methodist, Nondenominational, Lutheran, Presbyterian, Pentecostal, Episcopalian, Reformed, Church of Christ, etc.)*

| Response        | Weighted % | n |
|-----------------|------------|---|
| 0, Not selected | 100        | 3 |
| Total           | 100        | 3 |

**HHADRLMP4 /^\**

*What religions does adult 4 identify with? Protestant (for example, Baptist, Methodist, Nondenominational, Lutheran, Presbyterian, Pentecostal, Episcopalian, Reformed, Church of Christ, etc.)*

| Response        | Weighted % | n |
|-----------------|------------|---|
| 0, Not selected | 100        | 3 |
| Total           | 100        | 3 |

**HHADRLMC4 /^\**

*What religions does adult 4 identify with? Roman Catholic*

| Response        | Weighted % | n |
|-----------------|------------|---|
| 0, Not selected | 30         | 1 |
| 1, Selected     | 70         | 2 |
| Total           | 100        | 3 |

**HHADRLMM4 /^\**

*What religions does adult 4 identify with? The Church of Jesus Christ of Latter-Day Saints (Mormon)*

| Response        | Weighted % | n |
|-----------------|------------|---|
| 0, Not selected | 100        | 3 |
| Total           | 100        | 3 |

**HHADRLMW4 /^\**

*What religions does adult 4 identify with? Jehovah's Witness*

| Response        | Weighted % | n |
|-----------------|------------|---|
| 0, Not selected | 100        | 3 |
| Total           | 100        | 3 |

**HHADRLMS4 /^\**

*What religions does adult 4 identify with? Muslim*

| Response        | Weighted % | n |
|-----------------|------------|---|
| 0, Not selected | 100        | 3 |
| Total           | 100        | 3 |

**HHADRLMB4 /^\***What religions does adult 4 identify with? Buddhist*

| Response        | Weighted % | n |
|-----------------|------------|---|
| 0, Not selected | 100        | 3 |
| Total           | 100        | 3 |

**HHADRLMH4 /^\***What religions does adult 4 identify with? Hindu*

| Response        | Weighted % | n |
|-----------------|------------|---|
| 0, Not selected | 100        | 3 |
| Total           | 100        | 3 |

**HHADRLMA4 /^\***What religions does adult 4 identify with? Atheist*

| Response        | Weighted % | n |
|-----------------|------------|---|
| 0, Not selected | 70         | 2 |
| 1, Selected     | 30         | 1 |
| Total           | 100        | 3 |

**HHADRLMG4 /^\***What religions does adult 4 identify with? Agnostic*

| Response        | Weighted % | n |
|-----------------|------------|---|
| 0, Not selected | 100        | 3 |
| Total           | 100        | 3 |

**HHADRLMOTH4 /^\***What religions does adult 4 identify with? Something else*

| Response        | Weighted % | n |
|-----------------|------------|---|
| 0, Not selected | 100        | 3 |
| Total           | 100        | 3 |

**HHADCONS4 /^\**

*Aside from religion, does adult 4 consider themselves Jewish in any way (for example, ethnically, culturally, or because of their family background)?*

| Response              | Weighted % | n  |
|-----------------------|------------|----|
| -99, Skipped Question | <1         | 3  |
| 0, No                 | 99         | 6  |
| 1, Yes                | <1         | 1  |
| Total                 | 100        | 10 |

**HHADPARJ4 /^\**

*When adult 4 was growing up, did either parent consider themselves to be Jewish?*

| Response                     | Weighted % | n  |
|------------------------------|------------|----|
| -99, Skipped Question        | <1         | 3  |
| 0, No, neither parent Jewish | 62         | 6  |
| 1, Yes, one parent Jewish    | 23         | 13 |
| 2, Yes, both parents Jewish  | 14         | 22 |
| Total                        | 100        | 44 |

**HHADRSD4 /^\**

*In what religion was Adult 4 raised, if any?*

| Response              | Weighted % | n  |
|-----------------------|------------|----|
| -99, Skipped Question | <1         | 3  |
| 0, No                 | 62         | 6  |
| 1, Yes                | 37         | 35 |
| Total                 | 100        | 44 |

**HHADDENOM4 /^\**

*With which denomination of Judaism does Adult 4 identify, if any?*

| Response                                   | Weighted % | n  |
|--|------------|----|
| 1, Orthodox                                | <1         | 3  |
| 2, Conservative                            | 19         | 6  |
| 3, Reconstructionist                       | <1         | 2  |
| 4, Reform                                  | 9          | 6  |
| 7, Secular/Culturally Jewish               | 27         | 7  |
| 9, Just Jewish, no particular denomination | 43         | 11 |
| Total                                      | 100        | 35 |

**HHADHISP4 /\^***Is Adult 4 of Hispanic, Latino, or Spanish origin, such as Mexican, Puerto Rican, Cuban, or Argentinian?*

| Response | Weighted % | n  |
|----------|------------|----|
| 0, No    | 96         | 42 |
| 1, Yes   | 4          | 2  |
| Total    | 100        | 44 |

**HHADRACEWHITE4 /\^***What is Adult 4's race? White*

| Response              | Weighted % | n  |
|-----------------------|------------|----|
| -99, Skipped Question | <1         | 1  |
| 1, Selected           | 100        | 43 |
| Total                 | 100        | 44 |

**HHADRACEBLACK4 /\^***What is Adult 4's race? Black or African American*

| Response              | Weighted % | n  |
|-----------------------|------------|----|
| -99, Skipped Question | <1         | 1  |
| 0, Not selected       | 100        | 43 |
| Total                 | 100        | 44 |

**HHADRACEASIAN4 /\^***What is Adult 4's race? Asian or Asian American*

| Response              | Weighted % | n  |
|-----------------------|------------|----|
| -99, Skipped Question | <1         | 1  |
| 0, Not selected       | 100        | 43 |
| Total                 | 100        | 44 |

**HHADRACEAIAN4 /\^***What is Adult 4's race? American Indian or Alaska Native*

| Response              | Weighted % | n  |
|-----------------------|------------|----|
| -99, Skipped Question | <1         | 1  |
| 0, Not selected       | 100        | 43 |
| Total                 | 100        | 44 |

**HHADRACENHPI4 /^\***What is Adult 4's race? Native Hawaiian or other Pacific Islander*

| Response              | Weighted % | n  |
|-----------------------|------------|----|
| -99, Skipped Question | <1         | 1  |
| 0, Not selected       | 100        | 43 |
| Total                 | 100        | 44 |

**HHADRACEOTH4 /^\***What is Adult 4's race? Other*

| Response              | Weighted % | n  |
|-----------------------|------------|----|
| -99, Skipped Question | <1         | 1  |
| 0, Not selected       | 100        | 43 |
| Total                 | 100        | 44 |

**HHADPOC4 /^\***Does adult 4 identify as a person of color?*

| Response | Weighted % | n  |
|----------|------------|----|
| 0, No    | 100        | 43 |
| 1, Yes   | <1         | 1  |
| Total    | 100        | 44 |

**HHADHS4 /^\***Is Adult 4 enrolled in high school in the 2022-2023 academic year?*

| Response | Weighted % | n  |
|----------|------------|----|
| 0, No    | 70         | 13 |
| 1, Yes   | 30         | 4  |
| Total    | 100        | 17 |

**HHADRLT5 /^\***What is your relationship with Adult 5?*

| Response                                      | Weighted % | n  |
|---|------------|----|
| -99, Skipped Question                         | <1         | 2  |
| 3, Your adult child or stepchild              | 9          | 6  |
| 4, Your parent, step-parent, or parent-in-law | <1         | 1  |
| 7, Your roommate/housemate                    | 90         | 1  |
| Total   | 100        | 10 |



**HHADGEN5 /^\***What is Adult 5's gender?*

| Response              | Weighted % | n  |
|-----------------------|------------|----|
| -99, Skipped Question | <1         | 2  |
| 1, Male               | 9          | 5  |
| 2, Female             | 90         | 3  |
| Total                 | 100        | 10 |

**HHADAGE5\_CAT /^\***How old is Adult 5?*

| Response              | Weighted % | n  |
|-----------------------|------------|----|
| -99, Skipped Question | <1         | 2  |
| 1, 18-34              | 100        | 7  |
| 5, 75+                | <1         | 1  |
| Total                 | 100        | 10 |

**HHADEDU5 /^\***What is the highest level of schooling Adult 5 has completed?*

| Response                               | Weighted % | n  |
|--|------------|----|
| -99, Skipped Question                  | <1         | 2  |
| 1, High school diploma (or equivalent) | 100        | 6  |
| 3, Bachelor's degree                   | <1         | 2  |
| Total                                  | 100        | 10 |

**HHADRELIG5 /^\***What is Adult 5's religion?*

| Response              | Weighted % | n  |
|-----------------------|------------|----|
| -99, Skipped Question | <1         | 2  |
| 1, Jewish             | 9          | 6  |
| 2, Protestant         | 90         | 1  |
| 9, Atheist            | <1         | 1  |
| Total                 | 100        | 10 |

**HHADCONS5 /^\**

*Aside from religion, does adult 5 consider themselves Jewish in any way (for example, ethnically, culturally, or because of their family background)?*

| Response              | Weighted % | n |
|-----------------------|------------|---|
| -99, Skipped Question | <1         | 2 |
| 0, No                 | 100        | 1 |
| 1, Yes                | <1         | 1 |
| Total                 | 100        | 4 |

**HHADPARJ5 /^\**

*When adult 5 was growing up, did either parent consider themselves to be Jewish?*

| Response                     | Weighted % | n  |
|------------------------------|------------|----|
| -99, Skipped Question        | <1         | 2  |
| 0, No, neither parent Jewish | 90         | 1  |
| 1, Yes, one parent Jewish    | 4          | 2  |
| 2, Yes, both parents Jewish  | 5          | 5  |
| Total                        | 100        | 10 |

**HHADRSD5 /^\**

*In what religion was Adult 5 raised, if any?*

| Response              | Weighted % | n  |
|-----------------------|------------|----|
| -99, Skipped Question | <1         | 2  |
| 0, No                 | 90         | 1  |
| 1, Yes                | 10         | 7  |
| Total                 | 100        | 10 |

**HHADDENOM5 /^\**

*With which denomination of Judaism does Adult 5 identify, if any?*

| Response                                   | Weighted % | n |
|--|------------|---|
| 2, Conservative                            | 4          | 3 |
| 7, Secular/Culturally Jewish               | 3          | 2 |
| 9, Just Jewish, no particular denomination | 94         | 2 |
| Total                                      | 100        | 7 |

**HHADHISP5 /^\***Is Adult 5 of Hispanic, Latino, or Spanish origin, such as Mexican, Puerto Rican, Cuban, or Argentinian?*

| Response | Weighted % | n  |
|----------|------------|----|
| 0, No    | 100        | 10 |
| Total    | 100        | 10 |

**HHADRACEWHITE5 /^\***What is Adult 5's race? White*

| Response              | Weighted % | n  |
|-----------------------|------------|----|
| -99, Skipped Question | <1         | 1  |
| 1, Selected           | 100        | 9  |
| Total                 | 100        | 10 |

**HHADRACEBLACK5 /^\***What is Adult 5's race? Black or African American*

| Response              | Weighted % | n  |
|-----------------------|------------|----|
| -99, Skipped Question | <1         | 1  |
| 0, Not selected       | 100        | 9  |
| Total                 | 100        | 10 |

**HHADRACEASIAN5 /^\***What is Adult 5's race? Asian or Asian American*

| Response              | Weighted % | n  |
|-----------------------|------------|----|
| -99, Skipped Question | <1         | 1  |
| 0, Not selected       | 100        | 9  |
| Total                 | 100        | 10 |

**HHADRACEAIAN5 /^\***What is Adult 5's race? American Indian or Alaska Native*

| Response              | Weighted % | n  |
|-----------------------|------------|----|
| -99, Skipped Question | <1         | 1  |
| 0, Not selected       | 100        | 9  |
| Total                 | 100        | 10 |

**HHADRACENHPI5 /^\***What is Adult 5's race? Native Hawaiian or other Pacific Islander*

| Response              | Weighted % | n  |
|-----------------------|------------|----|
| -99, Skipped Question | <1         | 1  |
| 0, Not selected       | 100        | 9  |
| Total                 | 100        | 10 |

**HHADRACEOTH5 /^\***What is Adult 5's race? Other*

| Response              | Weighted % | n  |
|-----------------------|------------|----|
| -99, Skipped Question | <1         | 1  |
| 0, Not selected       | 100        | 9  |
| Total                 | 100        | 10 |

**HHADPOC5 /^\***Does adult 5 identify as a person of color?*

| Response | Weighted % | n  |
|----------|------------|----|
| 0, No    | 100        | 10 |
| Total    | 100        | 10 |

**HHADHS5 /^\***Is Adult 5 enrolled in high school in the 2022-2023 academic year?*

| Response | Weighted % | n |
|----------|------------|---|
| 0, No    | 99         | 4 |
| 1, Yes   | 1          | 1 |
| Total    | 100        | 5 |

**CHILD ROSTER****HHCHRLT1 /^\***What is your relationship with Child 1?*

| Response              | Weighted % | n   |
|-----------------------|------------|-----|
| -99, Skipped Question | <1         | 4   |
| 1, Your child         | 99         | 236 |
| 2, Your stepchild     | 1          | 3   |
| 4, Your grandchild    | <1         | 1   |
| Total                 | 100        | 244 |

**HHCHGEN1 /^\***What is Child 1's gender?*

| Response                            | Weighted % | n   |
|-------------------------------------|------------|-----|
| -99, Skipped Question               | <1         | 4   |
| 1, Male                             | 66         | 121 |
| 2, Female                           | 31         | 103 |
| 3, Non-binary/Gender non-conforming | 3          | 14  |
| 4, Something else                   | <1         | 2   |
| Total                               | 100        | 244 |

**HHCHAGE1\_CAT /^\***How old is Child 1?*

| Response              | Weighted % | n   |
|-----------------------|------------|-----|
| -99, Skipped Question | <1         | 4   |
| 1, 0-5                | 38         | 66  |
| 2, 6-12               | 33         | 88  |
| 3, 13-17              | 29         | 86  |
| Total                 | 100        | 244 |

**HHCHGRD1 /^\***What is Child 1's grade in 2022-2023 school year?*

| Response                                      | Weighted % | n   |
|---|------------|-----|
| -99, Skipped Question                         | <1         | 4   |
| 1, Not yet in kindergarten                    | 31         | 56  |
| 2, Kindergarten-Grade 5                       | 32         | 75  |
| 3, Grade 6-8                                  | 9          | 35  |
| 4, Grade 9-12                                 | 25         | 70  |
| 5, Past high school (e.g., college, gap year) | <1         | 2   |
| 6, Not in school                              | 3          | 2   |
| Total   | 100        | 244 |

**HHCHRELIG1 /^\***Do you consider Child 1 to be...*

| Response                     | Weighted % | n   |
|------------------------------|------------|-----|
| -99, Skipped Question        | <1         | 2   |
| 1, Jewish                    | 72         | 212 |
| 2, Jewish and something else | 18         | 18  |
| 3, Something else            | 1          | 3   |
| 4, None of these             | 8          | 8   |
| Total                        | 100        | 243 |

**HHCHRELIG1\_JOTH /^\***Do you consider Child 1 to be... Jewish and something else*

18 responses

**HHCHRELIG1\_OROTH /^\***Do you consider Child 1 to be... Something else*

3 responses

**HHCHRLGSAME /^\***Is that answer the same for all of the children in the household?*

| Response              | Weighted % | n   |
|-----------------------|------------|-----|
| -99, Skipped Question | <1         | 1   |
| 0, No                 | 7          | 3   |
| 1, Yes                | 93         | 151 |
| Total                 | 100        | 155 |

**HHCHRACEWHITE1 /^\***What is Child 1's race? White*

| Response              | Weighted % | n   |
|-----------------------|------------|-----|
| -99, Skipped Question | <1         | 2   |
| 0, Not selected       | 4          | 8   |
| 1, Selected           | 96         | 233 |
| Total                 | 100        | 243 |

**HHCHRACEBLACK1 /\^***What is Child 1's race? Black or African American*

| Response              | Weighted % | n   |
|-----------------------|------------|-----|
| -99, Skipped Question | <1         | 2   |
| 0, Not selected       | 97         | 235 |
| 1, Selected           | 3          | 6   |
| Total                 | 100        | 243 |

**HHCHRACEASIAN1 /\^***What is Child 1's race? Asian or Asian American*

| Response              | Weighted % | n   |
|-----------------------|------------|-----|
| -99, Skipped Question | <1         | 2   |
| 0, Not selected       | 91         | 230 |
| 1, Selected           | 9          | 11  |
| Total                 | 100        | 243 |

**HHCHRACEAIANI1 /\^***What is Child 1's race? American Indian or Alaska Native*

| Response              | Weighted % | n   |
|-----------------------|------------|-----|
| -99, Skipped Question | <1         | 2   |
| 0, Not selected       | 99         | 238 |
| 1, Selected           | 1          | 3   |
| Total                 | 100        | 243 |

**HHCHRACENHPII /\^***What is Child 1's race? Native Hawaiian or other Pacific Islander*

| Response              | Weighted % | n   |
|-----------------------|------------|-----|
| -99, Skipped Question | <1         | 2   |
| 0, Not selected       | 100        | 240 |
| 1, Selected           | <1         | 1   |
| Total                 | 100        | 243 |

**HHCHFACEOTH1 /^\***What is Child 1's race? Other*

| Response              | Weighted % | n   |
|-----------------------|------------|-----|
| -99, Skipped Question | <1         | 2   |
| 0, Not selected       | 92         | 231 |
| 1, Selected           | 8          | 10  |
| Total                 | 100        | 243 |

**HHCHFACEOTH1\_OTXT /^\***What is Child 1's race? Other*

6 responses

**HHCHHISP1 /^\***Is Child 1 of Hispanic, Latino, or Spanish origin, such as Mexican, Puerto Rican, Cuban, or Argentinian?*

| Response              | Weighted % | n   |
|-----------------------|------------|-----|
| -99, Skipped Question | <1         | 1   |
| 0, No                 | 93         | 226 |
| 1, Yes                | 7          | 16  |
| Total                 | 100        | 243 |

**HHCHPOC1 /^\***Does Child 1's parent consider them to be a person of color?*

| Response              | Weighted % | n  |
|-----------------------|------------|----|
| -99, Skipped Question | 9          | 2  |
| 0, No                 | 21         | 7  |
| 1, Yes                | 70         | 16 |
| Total                 | 100        | 25 |

**HHCHRLT2 /^\***What is your relationship with Child 2?*

| Response              | Weighted % | n   |
|-----------------------|------------|-----|
| -99, Skipped Question | <1         | 3   |
| 1, Your child         | 95         | 148 |
| 2, Your stepchild     | 5          | 5   |
| Total                 | 100        | 156 |



**HHCHGEN2 /^\***What is Child 2's gender?*

| Response                            | Weighted % | n   |
|-------------------------------------|------------|-----|
| -99, Skipped Question               | 2          | 5   |
| 1, Male                             | 60         | 87  |
| 2, Female                           | 32         | 59  |
| 3, Non-binary/Gender non-conforming | 6          | 5   |
| Total                               | 100        | 156 |

**HHCHAGE2\_CAT /^\***How old is Child 2?*

| Response              | Weighted % | n   |
|-----------------------|------------|-----|
| -99, Skipped Question | <1         | 3   |
| 1, 0-5                | 46         | 60  |
| 2, 6-12               | 31         | 65  |
| 3, 13-17              | 23         | 28  |
| Total                 | 100        | 156 |

**HHCHGRD2 /^\***What is Child 2's grade in 2022-2023 school year?*

| Response                   | Weighted % | n   |
|----------------------------|------------|-----|
| -99, Skipped Question      | <1         | 3   |
| 1, Not yet in kindergarten | 44         | 52  |
| 2, Kindergarten-Grade 5    | 18         | 49  |
| 3, Grade 6-8               | 26         | 35  |
| 4, Grade 9-12              | 11         | 16  |
| 6, Not in school           | <1         | 1   |
| Total                      | 100        | 156 |

**HHCHRELIG2\_ORIG /^\***Do you consider Child 2 to be...*

| Response              | Weighted % | n |
|-----------------------|------------|---|
| -99, Skipped Question | 1          | 1 |
| 1, Jewish             | 31         | 1 |
| 3, Something else     | 41         | 1 |
| 4, None of these      | 28         | 1 |
| Total                 | 100        | 4 |

**HHCHRACEWHITE2 /^\***What is Child 2's race? White*

| Response              | Weighted % | n   |
|-----------------------|------------|-----|
| -99, Skipped Question | <1         | 2   |
| 0, Not selected       | 7          | 5   |
| 1, Selected           | 93         | 148 |
| Total                 | 100        | 155 |

**HHCHRACEBLACK2 /^\***What is Child 2's race? Black or African American*

| Response              | Weighted % | n   |
|-----------------------|------------|-----|
| -99, Skipped Question | <1         | 2   |
| 0, Not selected       | 94         | 150 |
| 1, Selected           | 6          | 3   |
| Total                 | 100        | 155 |

**HHCHRACEASIAN2 /^\***What is Child 2's race? Asian or Asian American*

| Response              | Weighted % | n   |
|-----------------------|------------|-----|
| -99, Skipped Question | <1         | 2   |
| 0, Not selected       | 99         | 149 |
| 1, Selected           | <1         | 4   |
| Total                 | 100        | 155 |

**HHCHRACEAIAN2 /^\***What is Child 2's race? American Indian or Alaska Native*

| Response              | Weighted % | n   |
|-----------------------|------------|-----|
| -99, Skipped Question | <1         | 2   |
| 0, Not selected       | 98         | 152 |
| 1, Selected           | 2          | 1   |
| Total                 | 100        | 155 |

**HHCHRACENHPI2 /^\***What is Child 2's race? Native Hawaiian or other Pacific Islander*

| Response              | Weighted % | n   |
|-----------------------|------------|-----|
| -99, Skipped Question | <1         | 2   |
| 0, Not selected       | 100        | 153 |
| Total                 | 100        | 155 |

**HHHRACEOTH2 /^\***What is Child 2's race? Other*

| Response              | Weighted % | n   |
|-----------------------|------------|-----|
| -99, Skipped Question | <1         | 2   |
| 0, Not selected       | 85         | 146 |
| 1, Selected           | 15         | 7   |
| Total                 | 100        | 155 |

**HHHRACEOTH2\_OTXT /^\***What is Child 2's race? Other*

3 responses

**HHCHHISP2 /^\***Is Child 2 of Hispanic, Latino, or Spanish origin, such as Mexican, Puerto Rican, Cuban, or Argentinian?*

| Response              | Weighted % | n   |
|-----------------------|------------|-----|
| -99, Skipped Question | <1         | 1   |
| 0, No                 | 95         | 146 |
| 1, Yes                | 5          | 8   |
| Total                 | 100        | 155 |

**HHCHPOC2 /^\***Does Child 2's parent consider them to be a person of color?*

| Response              | Weighted % | n  |
|-----------------------|------------|----|
| -99, Skipped Question | 19         | 2  |
| 0, No                 | 25         | 3  |
| 1, Yes                | 56         | 7  |
| Total                 | 100        | 12 |

**HHCHRLT3 /^\***What is your relationship with Child 3?*

| Response              | Weighted % | n  |
|-----------------------|------------|----|
| -99, Skipped Question | <1         | 1  |
| 1, Your child         | 86         | 28 |
| 2, Your stepchild     | 14         | 1  |
| Total                 | 100        | 30 |

**HHCHGEN3 /^\***What is Child 3's gender?*

| Response              | Weighted % | n  |
|-----------------------|------------|----|
| -99, Skipped Question | <1         | 1  |
| 1, Male               | 60         | 17 |
| 2, Female             | 40         | 12 |
| Total                 | 100        | 30 |

**HHCHAGE3\_CAT /^\***How old is Child 3?*

| Response              | Weighted % | n  |
|-----------------------|------------|----|
| -99, Skipped Question | <1         | 1  |
| 1, 0-5                | 68         | 18 |
| 2, 6-12               | 17         | 10 |
| 3, 13-17              | 14         | 1  |
| Total                 | 100        | 30 |

**HHCHGRD3 /^\***What is Child 3's grade in 2022-2023 school year?*

| Response                   | Weighted % | n  |
|----------------------------|------------|----|
| -99, Skipped Question      | <1         | 1  |
| 1, Not yet in kindergarten | 56         | 17 |
| 2, Kindergarten-Grade 5    | 29         | 10 |
| 3, Grade 6-8               | <1         | 1  |
| 4, Grade 9-12              | 14         | 1  |
| Total                      | 100        | 30 |

**HHCHRELIG3\_ORIG / ^\***Do you consider Child 3 to be...*

| Response          | Weighted % | n |
|-------------------|------------|---|
| 3, Something else | 100        | 1 |
| Total             | 100        | 1 |

**HHCHRACEWHITE3 / ^\***What is Child 3's race? White*

| Response    | Weighted % | n  |
|-------------|------------|----|
| 1, Selected | 100        | 30 |
| Total       | 100        | 30 |

**HHCHRACEBLACK3 / ^\***What is Child 3's race? Black or African American*

| Response        | Weighted % | n  |
|-----------------|------------|----|
| 0, Not selected | 82         | 29 |
| 1, Selected     | 18         | 1  |
| Total           | 100        | 30 |

**HHCHRACEASIAN3 / ^\***What is Child 3's race? Asian or Asian American*

| Response        | Weighted % | n  |
|-----------------|------------|----|
| 0, Not selected | 100        | 29 |
| 1, Selected     | <1         | 1  |
| Total           | 100        | 30 |

**HHCHRACEAIAN3 / ^\***What is Child 3's race? American Indian or Alaska Native*

| Response        | Weighted % | n  |
|-----------------|------------|----|
| 0, Not selected | 100        | 30 |
| Total           | 100        | 30 |

**HHCHRACENHP13 /^\***What is Child 3's race? Native Hawaiian or other Pacific Islander*

| Response        | Weighted % | n  |
|-----------------|------------|----|
| 0, Not selected | 100        | 30 |
| Total           | 100        | 30 |

**HHCHRACEOTH3 /^\***What is Child 3's race? Other*

| Response        | Weighted % | n  |
|-----------------|------------|----|
| 0, Not selected | 100        | 29 |
| 1, Selected     | <1         | 1  |
| Total           | 100        | 30 |

**HHCHHISP3 /^\***Is Child 3 of Hispanic, Latino, or Spanish origin, such as Mexican, Puerto Rican, Cuban, or Argentinian?*

| Response              | Weighted % | n  |
|-----------------------|------------|----|
| -99, Skipped Question | 18         | 1  |
| 0, No                 | 70         | 28 |
| 1, Yes                | 12         | 1  |
| Total                 | 100        | 30 |

**HHCHPOC3 /^\***Does Child 3's parent consider them to be a person of color?*

| Response | Weighted % | n |
|----------|------------|---|
| 0, No    | 42         | 2 |
| 1, Yes   | 58         | 1 |
| Total    | 100        | 3 |

**HHCHRLT4 /^\***What is your relationship with Child 4?*

| Response              | Weighted % | n |
|-----------------------|------------|---|
| -99, Skipped Question | 3          | 1 |
| 1, Your child         | 97         | 3 |
| Total                 | 100        | 4 |

**HHCHGEN4 /^\***What is Child 4's gender?*

| Response              | Weighted % | n |
|-----------------------|------------|---|
| -99, Skipped Question | 3          | 1 |
| 1, Male               | 5          | 2 |
| 2, Female             | 92         | 1 |
| Total                 | 100        | 4 |

**HHCHAGE4\_CAT /^\***How old is Child 4?*

| Response              | Weighted % | n |
|-----------------------|------------|---|
| -99, Skipped Question | 3          | 1 |
| 1, 0-5                | 97         | 3 |
| Total                 | 100        | 4 |

**HHCHGRD4 /^\***What is Child 4's grade in 2022-2023 school year?*

| Response                   | Weighted % | n |
|----------------------------|------------|---|
| -99, Skipped Question      | 3          | 1 |
| 1, Not yet in kindergarten | 95         | 2 |
| 2, Kindergarten-Grade 5    | 3          | 1 |
| Total                      | 100        | 4 |

**HHCHRACEWHITE4 /^\***What is Child 4's race? White*

| Response    | Weighted % | n |
|-------------|------------|---|
| 1, Selected | 100        | 4 |
| Total       | 100        | 4 |

**HHCHRACEBLACK4 /^\***What is Child 4's race? Black or African American*

| Response        | Weighted % | n |
|-----------------|------------|---|
| 0, Not selected | 100        | 4 |
| Total           | 100        | 4 |

**HHCHRACEASIAN4 /\^\***What is Child 4's race? Asian or Asian American*

| Response        | Weighted % | n |
|-----------------|------------|---|
| 0, Not selected | 100        | 4 |
| Total           | 100        | 4 |

**HHCHRACEAIAN4 /\^\***What is Child 4's race? American Indian or Alaska Native*

| Response        | Weighted % | n |
|-----------------|------------|---|
| 0, Not selected | 100        | 4 |
| Total           | 100        | 4 |

**HHCHRACENHPI4 /\^\***What is Child 4's race? Native Hawaiian or other Pacific Islander*

| Response        | Weighted % | n |
|-----------------|------------|---|
| 0, Not selected | 100        | 4 |
| Total           | 100        | 4 |

**HHCHRACEOTH4 /\^\***What is Child 4's race? Other*

| Response        | Weighted % | n |
|-----------------|------------|---|
| 0, Not selected | 100        | 4 |
| Total           | 100        | 4 |

**HHCHHISP4 /\^\***Is Child 4 of Hispanic, Latino, or Spanish origin, such as Mexican, Puerto Rican, Cuban, or Argentinian?*

| Response | Weighted % | n |
|----------|------------|---|
| 0, No    | 100        | 4 |
| Total    | 100        | 4 |



**RESIDENCY****LOCSECHOME***Do you live outside the Washtenaw County area for any part of the year?*

| Response | Weighted % | n   |
|----------|------------|-----|
| 0, No    | 79         | 751 |
| 1, Yes   | 21         | 107 |
| Total    | 100        | 858 |

**LOCHOME***Thinking about your current home in the Washtenaw County area, do you consider it to be...*

| Response   | Weighted % | n   |
|--|------------|-----|
| 1, Your permanent residence  | 27         | 86  |
| 2, Your temporary residence while in school or for your current position | 65         | 10  |
| 3, Your vacation or seasonal home  | 8          | 8   |
| 4, Something else  | <1         | 3   |
| Total  | 100        | 107 |

**LOCHOME\_OTXT***Thinking about your current home in the Washtenaw County area, do you consider it to be... Something else*

3 responses

**LOCSECPRIM***In a typical year, do you spend a total of six months or more in the Washtenaw County area?*

| Response                    | Weighted % | n   |
|-----------------------------|------------|-----|
| 1, Yes, six months or more  | 84         | 96  |
| 2, No, less than six months | 16         | 11  |
| Total                       | 100        | 107 |

**RESPRSDWHERE***Where were you raised primarily?*

| Response                          | Weighted % | n   |
|-----------------------------------|------------|-----|
| -99, Skipped Question             | <1         | 1   |
| 1, Washtenaw County area          | 13         | 73  |
| 2, In the Metro Detroit area      | 14         | 207 |
| 3, Elsewhere in the Midwest       | 13         | 154 |
| 4, Elsewhere in the United States | 55         | 366 |
| 5, Other country                  | 6          | 57  |
| Total                             | 100        | 858 |

**RESPRSDWHERE\_OTXT***Where were you raised primarily? Other country*

58 responses

**LOCLIFE***Aside from college or graduate school, have you lived in the Washtenaw County area all of your adult life?*

| Response | Weighted % | n  |
|----------|------------|----|
| 0, No    | 52         | 45 |
| 1, Yes   | 48         | 28 |
| Total    | 100        | 73 |

**LOCYEARS\_CAT***For how many years have you lived in the Washtenaw County area?*

| Response              | Weighted % | n   |
|-----------------------|------------|-----|
| -99, Skipped Question | <1         | 3   |
| 1, 0-9 years          | 44         | 184 |
| 2, 10-19 years        | 14         | 141 |
| 3, 20+ Years          | 41         | 502 |
| Total                 | 100        | 830 |

**LOCFROM***Where did you live before moving to the Washtenaw County area?*

| Response                          | Weighted % | n   |
|-----------------------------------|------------|-----|
| -99, Skipped Question             | <1         | 4   |
| 1, In the Metro Detroit area      | 11         | 33  |
| 2, Elsewhere in the Midwest       | 20         | 46  |
| 3, Elsewhere in the United States | 63         | 121 |
| 4, Other country                  | 5          | 7   |
| Total                             | 100        | 211 |

**LOCFROM\_OTXT***Where were you raised primarily? Other country*

7 responses

### LOCWCCOST

*What are the primary reasons you moved to the Washtenaw County area? If you have moved here multiple times over your life, think of the most recent move. Cost of living*

| Response              | Weighted % | n   |
|-----------------------|------------|-----|
|                       |            |     |
| -99, Skipped Question | <1         | 1   |
| 0, Not Selected       | 93         | 183 |
| 1, Selected           | 7          | 27  |
|                       |            |     |
| Total                 | 100        | 211 |

### LOCWCJOB

*What are the primary reasons you moved to the Washtenaw County area? If you have moved here multiple times over your life, think of the most recent move. For a job or career (including work at college or university)*

| Response              | Weighted % | n   |
|-----------------------|------------|-----|
|                       |            |     |
| -99, Skipped Question | <1         | 1   |
| 0, Not Selected       | 66         | 107 |
| 1, Selected           | 34         | 103 |
|                       |            |     |
| Total                 | 100        | 211 |

### LOCWCSCHUG

*What are the primary reasons you moved to the Washtenaw County area? If you have moved here multiple times over your life, think of the most recent move. To attend college or university as an undergraduate*

| Response              | Weighted % | n   |
|-----------------------|------------|-----|
|                       |            |     |
| -99, Skipped Question | <1         | 1   |
| 0, Not Selected       | 77         | 202 |
| 1, Selected           | 23         | 8   |
|                       |            |     |
| Total                 | 100        | 211 |

### LOCWCSCHG

*What are the primary reasons you moved to the Washtenaw County area? If you have moved here multiple times over your life, think of the most recent move. To attend college or university for graduate or professional school*

| Response              | Weighted % | n   |
|-----------------------|------------|-----|
|                       |            |     |
| -99, Skipped Question | <1         | 1   |
| 0, Not Selected       | 71         | 168 |
| 1, Selected           | 29         | 42  |
|                       |            |     |
| Total                 | 100        | 211 |

### LOCWCJCOMM

*What are the primary reasons you moved to the Washtenaw County area? If you have moved here multiple times over your life, think of the most recent move. Quality of the local Jewish community*

| Response              | Weighted % | n   |
|-----------------------|------------|-----|
| -99, Skipped Question | <1         | 1   |
| 0, Not Selected       | 97         | 194 |
| 1, Selected           | 3          | 16  |
| Total                 | 100        | 211 |

### LOCWCOCOMM

*What are the primary reasons you moved to the Washtenaw County area? If you have moved here multiple times over your life, think of the most recent move. Quality of the overall community*

| Response              | Weighted % | n   |
|-----------------------|------------|-----|
| -99, Skipped Question | <1         | 1   |
| 0, Not Selected       | 86         | 144 |
| 1, Selected           | 14         | 66  |
| Total                 | 100        | 211 |

### LOCWCMED

*What are the primary reasons you moved to the Washtenaw County area? If you have moved here multiple times over your life, think of the most recent move. For medical care or other social services*

| Response              | Weighted % | n   |
|-----------------------|------------|-----|
| -99, Skipped Question | <1         | 1   |
| 0, Not Selected       | 99         | 198 |
| 1, Selected           | <1         | 12  |
| Total                 | 100        | 211 |

### LOCWCFAM

*What are the primary reasons you moved to the Washtenaw County area? If you have moved here multiple times over your life, think of the most recent move. To be close to family*

| Response              | Weighted % | n   |
|-----------------------|------------|-----|
| -99, Skipped Question | <1         | 1   |
| 0, Not Selected       | 82         | 127 |
| 1, Selected           | 17         | 83  |
| Total                 | 100        | 211 |

### LOCWCOTH

What are the primary reasons you moved to the Washtenaw County area? If you have moved here multiple times over your life, think of the most recent move. Other

| Response              | Weighted % | n   |
|-----------------------|------------|-----|
|                       |            |     |
| -99, Skipped Question | <1         | 1   |
| 0, Not Selected       | 85         | 182 |
| 1, Selected           | 15         | 28  |
|                       |            |     |
| Total                 | 100        | 211 |

### LOCWCNONE

What are the primary reasons you moved to the Washtenaw County area? If you have moved here multiple times over your life, think of the most recent move. None of these

| Response              | Weighted % | n   |
|-----------------------|------------|-----|
|                       |            |     |
| -99, Skipped Question | <1         | 1   |
| 0, Not Selected       | 100        | 207 |
| 1, Selected           | <1         | 3   |
|                       |            |     |
| Total                 | 100        | 211 |

### LOCWCOTH\_OTXT

What are the primary reasons you moved to the Washtenaw County area? If you have moved here multiple times over your life, think of the most recent move. Other

27 responses

### LOCLEAVE

Do you have plans to move away from the Washtenaw County area within the next three years?

| Response              | Weighted % | n   |
|-----------------------|------------|-----|
|                       |            |     |
| -99, Skipped Question | <1         | 7   |
| 0, No                 | 72         | 786 |
| 1, Yes                | 27         | 65  |
|                       |            |     |
| Total                 | 100        | 858 |

### LOCLEAVEJOB

What are the primary reasons you are considering moving? For a job or career

| Response        | Weighted % | n  |
|-----------------|------------|----|
|                 |            |    |
| 0, Not selected | 28         | 38 |
| 1, Selected     | 72         | 27 |
|                 |            |    |
| Total           | 100        | 65 |

### LOCLEAVEJCOMM

*What are the primary reasons you are considering moving? More Jewish opportunities, including Jewish education for children*

| Response        | Weighted % | n  |
|-----------------|------------|----|
| 0, Not selected | 93         | 53 |
| 1, Selected     | 7          | 12 |
| Total           | 100        | 65 |

### LOCLEAVEFAM

*What are the primary reasons you are considering moving? To be close to family who live elsewhere*

| Response        | Weighted % | n  |
|-----------------|------------|----|
| 0, Not selected | 68         | 32 |
| 1, Selected     | 32         | 33 |
| Total           | 100        | 65 |

### LOCLEAVEOTH

*What are the primary reasons you are considering moving? Other*

| Response        | Weighted % | n  |
|-----------------|------------|----|
| 0, Not selected | 70         | 47 |
| 1, Selected     | 30         | 18 |
| Total           | 100        | 65 |

### LOCLEAVENONE

*What are the primary reasons you are considering moving? None of these*

| Response        | Weighted % | n  |
|-----------------|------------|----|
| 0, Not selected | 100        | 60 |
| 1, Selected     | <1         | 5  |
| Total           | 100        | 65 |

### LOCLEAVEOTH\_OTXT

*What are the primary reasons you are considering moving? Other*

16 responses

PRESCHOOL

**PKNOW1 /^\**

*Is Child 1 enrolled in a Jewish preschool or daycare programs for the 2022-2023 academic year?*

| Response | Weighted % | n  |
|----------|------------|----|
|          |            |    |
| 0, No    | 93         | 42 |
| 1, Yes   | 7          | 14 |
|          |            |    |
| Total    | 100        | 56 |

**PKNOW2 /^\**

*Is Child 2 enrolled in a Jewish preschool or daycare programs for the 2022-2023 academic year?*

| Response              | Weighted % | n  |
|-----------------------|------------|----|
|                       |            |    |
| -99, Skipped Question | <1         | 1  |
| 0, No                 | 86         | 35 |
| 1, Yes                | 14         | 16 |
|                       |            |    |
| Total                 | 100        | 52 |

**PKNOW3 /^\**

*Is Child 3 enrolled in a Jewish preschool or daycare programs for the 2022-2023 academic year?*

| Response              | Weighted % | n  |
|-----------------------|------------|----|
|                       |            |    |
| -99, Skipped Question | 32         | 1  |
| 0, No                 | 66         | 13 |
| 1, Yes                | 3          | 3  |
|                       |            |    |
| Total                 | 100        | 17 |

**PKNOW4 /^\**

*Is Child 4 enrolled in a Jewish preschool or daycare programs for the 2022-2023 academic year?*

| Response | Weighted % | n |
|----------|------------|---|
|          |            |   |
| 0, No    | 100        | 2 |
|          |            |   |
| Total    | 100        | 2 |

**JEDNOJECOST /^\***Which of the following are reasons that your children in grades K-12 are not currently enrolled in Jewish education?**Cost*

| Response        | Weighted % | n  |
|-----------------|------------|----|
| 0, Not selected | 76         | 67 |
| 1, Selected     | 24         | 21 |
| Total           | 100        | 88 |

**JEDNOJELOC /^\***Which of the following are reasons that your children in grades K-12 are not currently enrolled in Jewish education?**Location*

| Response        | Weighted % | n  |
|-----------------|------------|----|
| 0, Not selected | 92         | 78 |
| 1, Selected     | 8          | 10 |
| Total           | 100        | 88 |

**JEDNOJESCH /^\***Which of the following are reasons that your children in grades K-12 are not currently enrolled in Jewish education?**Schedule*

| Response        | Weighted % | n  |
|-----------------|------------|----|
| 0, Not selected | 90         | 68 |
| 1, Selected     | 10         | 20 |
| Total           | 100        | 88 |

**JEDNOJEQUAL /^\***Which of the following are reasons that your children in grades K-12 are not currently enrolled in Jewish education?**Quality of education offered*

| Response        | Weighted % | n  |
|-----------------|------------|----|
| 0, Not selected | 93         | 82 |
| 1, Selected     | 7          | 6  |
| Total           | 100        | 88 |



**JEDNOJEREL /^\***Which of the following are reasons that your children in grades K-12 are not currently enrolled in Jewish education?**No good religious fit*

| Response        | Weighted % | n  |
|-----------------|------------|----|
|                 |            |    |
| 0, Not selected | 72         | 72 |
| 1, Selected     | 28         | 16 |
|                 |            |    |
| Total           | 100        | 88 |

**JEDNOJESOC /^\***Which of the following are reasons that your children in grades K-12 are not currently enrolled in Jewish education?**No good social fit*

| Response        | Weighted % | n  |
|-----------------|------------|----|
|                 |            |    |
| 0, Not selected | 84         | 71 |
| 1, Selected     | 16         | 17 |
|                 |            |    |
| Total           | 100        | 88 |

**JEDNOJEFIT /^\***Which of the following are reasons that your children in grades K-12 are not currently enrolled in Jewish education?**No good academic fit*

| Response        | Weighted % | n  |
|-----------------|------------|----|
|                 |            |    |
| 0, Not selected | 93         | 82 |
| 1, Selected     | 7          | 6  |
|                 |            |    |
| Total           | 100        | 88 |

**JEDNOJEAGE /^\***Which of the following are reasons that your children in grades K-12 are not currently enrolled in Jewish education?**No age-appropriate option*

| Response        | Weighted % | n  |
|-----------------|------------|----|
|                 |            |    |
| 0, Not selected | 96         | 77 |
| 1, Selected     | 4          | 11 |
|                 |            |    |
| Total           | 100        | 88 |

**JEDNOJESYN /^\**

*Which of the following are reasons that your children in grades K-12 are not currently enrolled in Jewish education?  
No synagogue membership, which is required*

| Response        | Weighted % | n  |
|-----------------|------------|----|
| 0, Not selected | 82         | 75 |
| 1, Selected     | 18         | 13 |
| Total           | 100        | 88 |

**JEDNOJEIMP /^\**

*Which of the following are reasons that your children in grades K-12 are not currently enrolled in Jewish education?  
Not important to me*

| Response        | Weighted % | n  |
|-----------------|------------|----|
| 0, Not selected | 50         | 62 |
| 1, Selected     | 50         | 26 |
| Total           | 100        | 88 |

**JEDNOJEOTH /^\**

*Which of the following are reasons that your children in grades K-12 are not currently enrolled in Jewish education?  
Other*

| Response        | Weighted % | n  |
|-----------------|------------|----|
| 0, Not selected | 77         | 57 |
| 1, Selected     | 23         | 31 |
| Total           | 100        | 88 |

**JEDNOJEOTH\_OTXT /^\**

*Which of the following are reasons that your children in grades K-12 are not currently enrolled in Jewish education?  
Other*

31 responses

**JEDNODSCOST /^\**

*Which of the following are reasons that your children in grades K-5 are not currently enrolled in Hebrew Day School?  
Cost*

| Response              | Weighted % | n  |
|-----------------------|------------|----|
| -99, Skipped Question | <1         | 1  |
| 0, Not selected       | 57         | 16 |
| 1, Selected           | 42         | 28 |
| Total                 | 100        | 45 |

**JEDNODSLOC /^\***Which of the following are reasons that your children in grades K-5 are not currently enrolled in Hebrew Day School?**Location*

| Response              | Weighted % | n  |
|-----------------------|------------|----|
| -99, Skipped Question | <1         | 1  |
| 0, Not selected       | 73         | 38 |
| 1, Selected           | 26         | 6  |
| Total                 | 100        | 45 |

**JEDNODSSCH /^\***Which of the following are reasons that your children in grades K-5 are not currently enrolled in Hebrew Day School?**Schedule*

| Response              | Weighted % | n  |
|-----------------------|------------|----|
| -99, Skipped Question | <1         | 1  |
| 0, Not selected       | 96         | 40 |
| 1, Selected           | 3          | 4  |
| Total                 | 100        | 45 |

**JEDNODSQUAL /^\***Which of the following are reasons that your children in grades K-5 are not currently enrolled in Hebrew Day School?**Quality of education offered*

| Response              | Weighted % | n  |
|-----------------------|------------|----|
| -99, Skipped Question | <1         | 1  |
| 0, Not selected       | 71         | 35 |
| 1, Selected           | 28         | 9  |
| Total                 | 100        | 45 |

**JEDNODSDIV /^\***Which of the following are reasons that your children in grades K-5 are not currently enrolled in Hebrew Day School?**Prefer a more diverse learning environment*

| Response              | Weighted % | n  |
|-----------------------|------------|----|
| -99, Skipped Question | <1         | 1  |
| 0, Not selected       | 25         | 13 |
| 1, Selected           | 74         | 31 |
| Total                 | 100        | 45 |

**JEDNODSSOC /^\**

*Which of the following are reasons that your children in grades K-5 are not currently enrolled in Hebrew Day School?  
Not a good social fit*

| Response              | Weighted % | n  |
|-----------------------|------------|----|
| -99, Skipped Question | <1         | 1  |
| 0, Not selected       | 70         | 33 |
| 1, Selected           | 30         | 11 |
| Total                 | 100        | 45 |

**JEDNODSFIT /^\**

*Which of the following are reasons that your children in grades K-5 are not currently enrolled in Hebrew Day School?  
Not a good academic fit*

| Response              | Weighted % | n  |
|-----------------------|------------|----|
| -99, Skipped Question | <1         | 1  |
| 0, Not selected       | 90         | 32 |
| 1, Selected           | 9          | 12 |
| Total                 | 100        | 45 |

**JEDNODSIMP /^\**

*Which of the following are reasons that your children in grades K-5 are not currently enrolled in Hebrew Day School?  
Not important to me*

| Response              | Weighted % | n  |
|-----------------------|------------|----|
| -99, Skipped Question | <1         | 1  |
| 0, Not selected       | 73         | 37 |
| 1, Selected           | 27         | 7  |
| Total                 | 100        | 45 |

**JEDNODSDK /^\**

*Which of the following are reasons that your children in grades K-5 are not currently enrolled in Hebrew Day School?  
Was not aware of the option*

| Response              | Weighted % | n  |
|-----------------------|------------|----|
| -99, Skipped Question | <1         | 1  |
| 0, Not selected       | 99         | 44 |
| Total                 | 100        | 45 |

**JEDNODSOTH /^\**

*Which of the following are reasons that your children in grades K-5 are not currently enrolled in Hebrew Day School?  
Other*

| Response              | Weighted % | n  |
|-----------------------|------------|----|
|                       |            |    |
| -99, Skipped Question | <1         | 1  |
| 0, Not selected       | 22         | 30 |
| 1, Selected           | 77         | 14 |
|                       |            |    |
| Total                 | 100        | 45 |

**JEDNODSOTH\_OTXT /^\**

*Which of the following are reasons that your children in grades K-5 are not currently enrolled in Hebrew Day School?  
Other*

15 responses

**JEDCAMPFUT /^\**

*How likely are you to send a child to Jewish overnight camp in the future?*

| Response              | Weighted % | n   |
|-----------------------|------------|-----|
|                       |            |     |
| -99, Skipped Question | 9          | 10  |
| 1, Not at all likely  | 46         | 42  |
| 2, Not too likely     | 19         | 31  |
| 3, Somewhat likely    | 18         | 34  |
| 4, Very likely        | 7          | 34  |
|                       |            |     |
| Total                 | 100        | 151 |

**K-12 JEWISH EDUCATION FOR OTHER ADULTS WHO ARE IN HIGH SCHOOL****JEDCHOICEAD2 /^\**

*In the current academic year, which type of school does Adult 2 primarily attend?*

| Response                                    | Weighted % | n |
|---|------------|---|
|   |            |   |
| 2, Public school (including charter school) | 100        | 1 |
|   |            |   |
| Total                                       | 100        | 1 |

**JEDCHOICEAD3 /^\**

*In the current academic year, which type of school does Adult 3 primarily attend?*

| Response  | Weighted % | n |
|---|------------|---|
|   |            |   |
| 2, Public school (including charter school)                             | 3          | 1 |
| 3, Private school (other than a full-time Jewish day school or yeshiva) | 97         | 2 |
|   |            |   |
| Total   | 100        | 3 |

**JEDCHOICEAD4 /^\***In the current academic year, which type of school does Adult 4 primarily attend?*

| Response                                    | Weighted % | n |
|---|------------|---|
|   |            |   |
| 2, Public school (including charter school) | 62         | 2 |
| 6, Other                                    | 38         | 2 |
|   |            |   |
| Total                                       | 100        | 4 |

**JEDCHOICEAD5 /^\***In the current academic year, which type of school does Adult 5 primarily attend?*

| Response                                    | Weighted % | n |
|---|------------|---|
|   |            |   |
| 2, Public school (including charter school) | 100        | 1 |
|   |            |   |
| Total                                       | 100        | 1 |

**JEDPTAD2 /^\***In the current academic year, does Adult 2 attend any of the following forms of Jewish education? A part-time Jewish school like a Hebrew School, Religious School, or Sunday School*

| Response | Weighted % | n |
|----------|------------|---|
|          |            |   |
| 0, No    | 100        | 1 |
|          |            |   |
| Total    | 100        | 1 |

**JEDPTAD3 /^\***In the current academic year, does Adult 3 attend any of the following forms of Jewish education? A part-time Jewish school like a Hebrew School, Religious School, or Sunday School*

| Response | Weighted % | n |
|----------|------------|---|
|          |            |   |
| 0, No    | 100        | 3 |
|          |            |   |
| Total    | 100        | 3 |

**JEDPTAD4 /^\***In the current academic year, does Adult 4 attend any of the following forms of Jewish education? A part-time Jewish school like a Hebrew School, Religious School, or Sunday School*

| Response | Weighted % | n |
|----------|------------|---|
|          |            |   |
| 0, No    | 100        | 4 |
|          |            |   |
| Total    | 100        | 4 |

**JEDPTAD5 / ^\**

*In the current academic year, does Adult 5 attend any of the following forms of Jewish education? A part-time Jewish school like a Hebrew School, Religious School, or Sunday School*

| Response | Weighted % | n |
|----------|------------|---|
|          |            |   |
| 0, No    | 100        | 1 |
|          |            |   |
| Total    | 100        | 1 |

**JEDCLAD2 / ^\**

*In the current academic year, does Adult 2 attend any of the following forms of Jewish education? Classes at a synagogue aside from a Jewish part-time school (e.g., confirmation class)*

| Response | Weighted % | n |
|----------|------------|---|
|          |            |   |
| 0, No    | 100        | 1 |
|          |            |   |
| Total    | 100        | 1 |

**JEDCLAD5 / ^\**

*In the current academic year, does Adult 5 attend any of the following forms of Jewish education? Classes at a synagogue aside from a Jewish part-time school (e.g., confirmation class)*

| Response | Weighted % | n |
|----------|------------|---|
|          |            |   |
| 0, No    | 100        | 1 |
|          |            |   |
| Total    | 100        | 1 |

**JEDTUTAD2 / ^\**

*In the current academic year, does Adult 2 attend any of the following forms of Jewish education? Tutoring or private classes in Hebrew or Jewish subjects*

| Response | Weighted % | n |
|----------|------------|---|
|          |            |   |
| 0, No    | 100        | 1 |
|          |            |   |
| Total    | 100        | 1 |

**JEDTUTAD3 / ^\**

*In the current academic year, does Adult 3 attend any of the following forms of Jewish education? Tutoring or private classes in Hebrew or Jewish subjects*

| Response | Weighted % | n |
|----------|------------|---|
|          |            |   |
| 0, No    | 100        | 3 |
|          |            |   |
| Total    | 100        | 3 |

**JEDTUTAD4 /^\**

*In the current academic year, does Adult 4 attend any of the following forms of Jewish education? Tutoring or private classes in Hebrew or Jewish subjects*

| Response              | Weighted % | n |
|-----------------------|------------|---|
| -99, Skipped Question | 37         | 1 |
| 0, No                 | 62         | 2 |
| 1, Yes                | 1          | 1 |
| Total                 | 100        | 4 |

**JEDTUTAD5 /^\**

*In the current academic year, does Adult 5 attend any of the following forms of Jewish education? Tutoring or private classes in Hebrew or Jewish subjects*

| Response | Weighted % | n |
|----------|------------|---|
| 0, No    | 100        | 1 |
| Total    | 100        | 1 |

**JEDYGAD2 /^\**

*In the current academic year, does Adult 2 attend any of the following forms of Jewish education? A Jewish youth group (e.g., BBYO, AARTY/NFTY, Hazon Jewish Youth Climate Movement, Habonim Dror and Young Judaea) or teen program*

| Response | Weighted % | n |
|----------|------------|---|
| 0, No    | 100        | 1 |
| Total    | 100        | 1 |

**JEDYGAD3 /^\**

*In the current academic year, does Adult 3 attend any of the following forms of Jewish education? A Jewish youth group (e.g., BBYO, AARTY/NFTY, Hazon Jewish Youth Climate Movement, Habonim Dror and Young Judaea) or teen program*

| Response | Weighted % | n |
|----------|------------|---|
| 0, No    | 100        | 3 |
| Total    | 100        | 3 |



**JEDYGAD4 /^\**

*In the current academic year, does Adult 4 attend any of the following forms of Jewish education? A Jewish youth group (e.g., BBYO, AARTY/NFTY, Hazon Jewish Youth Climate Movement, Habonim Dror and Young Judea) or teen program*

| Response | Weighted % | n |
|----------|------------|---|
| 0, No    | 62         | 2 |
| 1, Yes   | 38         | 2 |
| Total    | 100        | 4 |

**JEDYGAD5 /^\**

*In the current academic year, does Adult 5 attend any of the following forms of Jewish education? A Jewish youth group (e.g., BBYO, AARTY/NFTY, Hazon Jewish Youth Climate Movement, Habonim Dror and Young Judea) or teen program*

| Response | Weighted % | n |
|----------|------------|---|
| 0, No    | 100        | 1 |
| Total    | 100        | 1 |

**JEDJCAD2 /^\**

*Did Adult 2 attend any of the following camp programs in summer 2022? A Jewish day camp*

| Response | Weighted % | n |
|----------|------------|---|
| 0, No    | 100        | 1 |
| Total    | 100        | 1 |

**JEDJCAD3 /^\**

*Did Adult 3 attend any of the following camp programs in summer 2022? A Jewish day camp*

| Response | Weighted % | n |
|----------|------------|---|
| 0, No    | 100        | 3 |
| Total    | 100        | 3 |

**JEDJCAD4 /^\**

*Did Adult 4 attend any of the following camp programs in summer 2022? A Jewish day camp*

| Response              | Weighted % | n |
|-----------------------|------------|---|
| -99, Skipped Question | 1          | 1 |
| 0, No                 | 99         | 3 |
| Total                 | 100        | 4 |

**JEDJDCAD5 /^\***Did Adult 5 attend any of the following camp programs in summer 2022? A Jewish day camp*

| Response | Weighted % | n |
|----------|------------|---|
| 0, No    | 100        | 1 |
| Total    | 100        | 1 |

**JEDNJDCAD2 /^\***Did Adult 2 attend any of the following camp programs in summer 2022? A non-Jewish day camp*

| Response | Weighted % | n |
|----------|------------|---|
| 0, No    | 100        | 1 |
| Total    | 100        | 1 |

**JEDNJDCAD3 /^\***Did Adult 3 attend any of the following camp programs in summer 2022? A non-Jewish day camp*

| Response | Weighted % | n |
|----------|------------|---|
| 0, No    | 100        | 3 |
| Total    | 100        | 3 |

**JEDNJDCAD4 /^\***Did Adult 4 attend any of the following camp programs in summer 2022? A non-Jewish day camp*

| Response              | Weighted % | n |
|-----------------------|------------|---|
| -99, Skipped Question | 1          | 1 |
| 0, No                 | 99         | 3 |
| Total                 | 100        | 4 |

**JEDNJDCAD5 /^\***Did Adult 5 attend any of the following camp programs in summer 2022? A non-Jewish day camp*

| Response | Weighted % | n |
|----------|------------|---|
| 0, No    | 100        | 1 |
| Total    | 100        | 1 |

**JEDJOCAD2 /^\***Did Adult 2 attend any of the following camp programs in summer 2022? A Jewish overnight camp*

| Response | Weighted % | n |
|----------|------------|---|
| 0, No    | 100        | 1 |
| Total    | 100        | 1 |

**JEDJOCAD3 /^\***Did Adult 3 attend any of the following camp programs in summer 2022? A Jewish overnight camp*

| Response | Weighted % | n |
|----------|------------|---|
| 0, No    | 100        | 3 |
| Total    | 100        | 3 |

**JEDJOCAD4 /^\***Did Adult 4 attend any of the following camp programs in summer 2022? A Jewish overnight camp*

| Response              | Weighted % | n |
|-----------------------|------------|---|
| -99, Skipped Question | 1          | 1 |
| 0, No                 | 62         | 2 |
| 1, Yes                | 37         | 1 |
| Total                 | 100        | 4 |

**JEDJOCAD5 /^\***Did Adult 5 attend any of the following camp programs in summer 2022? A Jewish overnight camp*

| Response | Weighted % | n |
|----------|------------|---|
| 1, Yes   | 100        | 1 |
| Total    | 100        | 1 |

**JEDNJOCAD2 /^\***Did Adult 2 attend any of the following camp programs in summer 2022? A non-Jewish overnight camp*

| Response | Weighted % | n |
|----------|------------|---|
| 0, No    | 100        | 1 |
| Total    | 100        | 1 |

**JEDNJOCAD3 /^\***Did Adult 3 attend any of the following camp programs in summer 2022? A non-Jewish overnight camp*

| Response | Weighted % | n |
|----------|------------|---|
| 0, No    | 100        | 3 |
| Total    | 100        | 3 |

**JEDNJOCAD4 /^\***Did Adult 4 attend any of the following camp programs in summer 2022? A non-Jewish overnight camp*

| Response | Weighted % | n |
|----------|------------|---|
| 0, No    | 99         | 3 |
| 1, Yes   | 1          | 1 |
| Total    | 100        | 4 |

**JEDNJOCAD5 /^\***Did Adult 5 attend any of the following camp programs in summer 2022? A non-Jewish overnight camp*

| Response | Weighted % | n |
|----------|------------|---|
| 0, No    | 100        | 1 |
| Total    | 100        | 1 |

**JEDISRAD2 /^\***Has Adult 2 ever participated in a teen trip to Israel?*

| Response | Weighted % | n |
|----------|------------|---|
| 0, No    | 100        | 1 |
| Total    | 100        | 1 |

**JEDISRAD3 /^\***Has Adult 3 ever participated in a teen trip to Israel?*

| Response | Weighted % | n |
|----------|------------|---|
| 0, No    | 100        | 3 |
| Total    | 100        | 3 |

**JEDISRAD4 /^\***Has Adult 4 ever participated in a teen trip to Israel?*

| Response | Weighted % | n |
|----------|------------|---|
| 0, No    | 63         | 3 |
| 1, Yes   | 37         | 1 |
| Total    | 100        | 4 |

**JEDISRAD5 /^\***Has Adult 5 ever participated in a teen trip to Israel?*

| Response | Weighted % | n |
|----------|------------|---|
| 0, No    | 100        | 1 |
| Total    | 100        | 1 |

**HHBARBATAD2 /^\***Did Adult 2 have a bar mitzvah, bat mitzvah or b'nai mitzvah?*

| Response | Weighted % | n |
|----------|------------|---|
| 1, Yes   | 100        | 1 |
| Total    | 100        | 1 |

**HHBARBATAD3 /^\***Did Adult 3 have a bar mitzvah, bat mitzvah or b'nai mitzvah?*

| Response | Weighted % | n |
|----------|------------|---|
| 1, Yes   | 100        | 3 |
| Total    | 100        | 3 |

**HHBARBATAD4 /^\***Did Adult 4 have a bar mitzvah, bat mitzvah or b'nai mitzvah?*

| Response | Weighted % | n |
|----------|------------|---|
| 1, Yes   | 100        | 4 |
| Total    | 100        | 4 |

**HHBARBATAD5 /^\***Did Adult 5 have a bar mitzvah, bat mitzvah or b'nai mitzvah?*

| Response | Weighted % | n |
|----------|------------|---|
| 1, Yes   | 100        | 1 |
| Total    | 100        | 1 |

**K-12 JEWISH EDUCATION****JEDCHOICE1 /^\***In the current academic year, which type of school does Child 1 primarily attend?*

| Response  | Weighted % | n   |
|---|------------|-----|
| 1, Hebrew Day School or another Jewish day school or yeshiva            | 3          | 14  |
| 2, Public school (including charter school)                             | 86         | 140 |
| 3, Private school (other than a full-time Jewish day school or yeshiva) | 10         | 20  |
| 4, Home-schooled  | 2          | 3   |
| 6, Other  | <1         | 1   |
| Total   | 100        | 178 |

**JEDCHOICE2 /^\***In the current academic year, which type of school does Child 2 primarily attend?*

| Response  | Weighted % | n  |
|---|------------|----|
| 1, Hebrew Day School or another Jewish day school or yeshiva            | 1          | 10 |
| 2, Public school (including charter school)                             | 85         | 72 |
| 3, Private school (other than a full-time Jewish day school or yeshiva) | 10         | 15 |
| 4, Home-schooled  | 4          | 2  |
| Total   | 100        | 99 |

**JEDCHOICE3 /^\***In the current academic year, which type of school does Child 3 primarily attend?*

| Response  | Weighted % | n  |
|---|------------|----|
| 1, Hebrew Day School or another Jewish day school or yeshiva            | 34         | 4  |
| 2, Public school (including charter school)                             | 37         | 6  |
| 3, Private school (other than a full-time Jewish day school or yeshiva) | 1          | 1  |
| 4, Home-schooled  | 28         | 1  |
| Total   | 100        | 12 |

**JEDCHOICE4 /^\***In the current academic year, which type of school does Child 4 primarily attend?*

| Response   | Weighted % | n |
|--|------------|---|
| 1, Hebrew Day School or another Jewish day school or yeshiva | 100        | 1 |
| Total  | 100        | 1 |

**JEDPT1 /^\***In the current academic year, does Child 1 attend any of the following forms of Jewish education? A part-time Jewish school like a Hebrew School, Religious School, or Sunday School*

| Response              | Weighted % | n   |
|-----------------------|------------|-----|
| -99, Skipped Question | <1         | 1   |
| 0, No                 | 94         | 124 |
| 1, Yes                | 6          | 53  |
| Total                 | 100        | 178 |

**JEDPT2 /^\***In the current academic year, does Child 2 attend any of the following forms of Jewish education? A part-time Jewish school like a Hebrew School, Religious School, or Sunday School*

| Response | Weighted % | n  |
|----------|------------|----|
| 0, No    | 91         | 60 |
| 1, Yes   | 9          | 39 |
| Total    | 100        | 99 |

**JEDPT3 /^\**

*In the current academic year, does Child 3 attend any of the following forms of Jewish education? A part-time Jewish school like a Hebrew School, Religious School, or Sunday School*

| Response | Weighted % | n  |
|----------|------------|----|
|          |            |    |
| 0, No    | 95         | 7  |
| 1, Yes   | 5          | 5  |
|          |            |    |
| Total    | 100        | 12 |

**JEDPT4 /^\**

*In the current academic year, does Child 4 attend any of the following forms of Jewish education? A part-time Jewish school like a Hebrew School, Religious School, or Sunday School*

| Response | Weighted % | n |
|----------|------------|---|
|          |            |   |
| 0, No    | 100        | 1 |
|          |            |   |
| Total    | 100        | 1 |

**JEDCL1 /^\**

*In the current academic year, does Child 1 attend any of the following forms of Jewish education? Classes at a synagogue aside from a Jewish part-time school (e.g., confirmation class)*

| Response              | Weighted % | n   |
|-----------------------|------------|-----|
|                       |            |     |
| -99, Skipped Question | <1         | 3   |
| 0, No                 | 96         | 165 |
| 1, Yes                | 4          | 10  |
|                       |            |     |
| Total                 | 100        | 178 |

**JEDCL2 /^\**

*In the current academic year, does Child 2 attend any of the following forms of Jewish education? Classes at a synagogue aside from a Jewish part-time school (e.g., confirmation class)*

| Response              | Weighted % | n  |
|-----------------------|------------|----|
|                       |            |    |
| -99, Skipped Question | <1         | 2  |
| 0, No                 | 99         | 93 |
| 1, Yes                | <1         | 4  |
|                       |            |    |
| Total                 | 100        | 99 |



**JEDCL3 / ^\**

*In the current academic year, does Child 3 attend any of the following forms of Jewish education? Classes at a synagogue aside from a Jewish part-time school (e.g., confirmation class)*

| Response | Weighted % | n  |
|----------|------------|----|
| 0, No    | 100        | 12 |
| Total    | 100        | 12 |

**JEDCL4 / ^\**

*In the current academic year, does Child 4 attend any of the following forms of Jewish education? Classes at a synagogue aside from a Jewish part-time school (e.g., confirmation class)*

| Response | Weighted % | n |
|----------|------------|---|
| 0, No    | 100        | 1 |
| Total    | 100        | 1 |

**JEDTUT1 / ^\**

*In the current academic year, does Child 1 attend any of the following forms of Jewish education? Tutoring or private classes in Hebrew or Jewish subjects*

| Response              | Weighted % | n   |
|-----------------------|------------|-----|
| -99, Skipped Question | <1         | 3   |
| 0, No                 | 97         | 158 |
| 1, Yes                | 3          | 17  |
| Total                 | 100        | 178 |

**JEDTUT2 / ^\**

*In the current academic year, does Child 2 attend any of the following forms of Jewish education? Tutoring or private classes in Hebrew or Jewish subjects*

| Response              | Weighted % | n  |
|-----------------------|------------|----|
| -99, Skipped Question | <1         | 2  |
| 0, No                 | 92         | 86 |
| 1, Yes                | 8          | 11 |
| Total                 | 100        | 99 |

**JEDTUT3 /^\**

*In the current academic year, does Child 3 attend any of the following forms of Jewish education? Tutoring or private classes in Hebrew or Jewish subjects*

| Response | Weighted % | n  |
|----------|------------|----|
| 0, No    | 100        | 12 |
| Total    | 100        | 12 |

**JEDTUT4 /^\**

*In the current academic year, does Child 4 attend any of the following forms of Jewish education? Tutoring or private classes in Hebrew or Jewish subjects*

| Response | Weighted % | n |
|----------|------------|---|
| 0, No    | 100        | 1 |
| Total    | 100        | 1 |

**JEDYG1 /^\**

*In the current academic year, does Child 1 attend any of the following forms of Jewish education? A Jewish youth group (e.g., BBYO, AARTY/NFTY, Hazon Jewish Youth Climate Movement, Habonim Dror and Young Judea) or teen program*

| Response              | Weighted % | n   |
|-----------------------|------------|-----|
| -99, Skipped Question | <1         | 3   |
| 0, No                 | 93         | 152 |
| 1, Yes                | 6          | 23  |
| Total                 | 100        | 178 |

**JEDYG2 /^\**

*In the current academic year, does Child 2 attend any of the following forms of Jewish education? A Jewish youth group (e.g., BBYO, AARTY/NFTY, Hazon Jewish Youth Climate Movement, Habonim Dror and Young Judea) or teen program*

| Response              | Weighted % | n  |
|-----------------------|------------|----|
| -99, Skipped Question | <1         | 2  |
| 0, No                 | 99         | 91 |
| 1, Yes                | <1         | 6  |
| Total                 | 100        | 99 |

**JEDYG3 /^\**

*In the current academic year, does Child 3 attend any of the following forms of Jewish education? A Jewish youth group (e.g., BBYO, AARTY/NFTY, Hazon Jewish Youth Climate Movement, Habonim Dror and Young Judea) or teen program*

| Response | Weighted % | n  |
|----------|------------|----|
| 0, No    | 98         | 10 |
| 1, Yes   | 2          | 2  |
| Total    | 100        | 12 |

**JEDYG4 /^\**

*In the current academic year, does Child 4 attend any of the following forms of Jewish education? A Jewish youth group (e.g., BBYO, AARTY/NFTY, Hazon Jewish Youth Climate Movement, Habonim Dror and Young Judea) or teen program*

| Response | Weighted % | n |
|----------|------------|---|
| 0, No    | 100        | 1 |
| Total    | 100        | 1 |

**JEDJDC1 /^\**

*Did Child 1 attend any of the following camp programs in summer 2022? A Jewish day camp*

| Response              | Weighted % | n   |
|-----------------------|------------|-----|
| -99, Skipped Question | 2          | 9   |
| 0, No                 | 85         | 122 |
| 1, Yes                | 13         | 47  |
| Total                 | 100        | 178 |

**JEDJDC2 /^\**

*Did Child 2 attend any of the following camp programs in summer 2022? A Jewish day camp*

| Response              | Weighted % | n  |
|-----------------------|------------|----|
| -99, Skipped Question | <1         | 2  |
| 0, No                 | 83         | 68 |
| 1, Yes                | 17         | 29 |
| Total                 | 100        | 99 |

**JEDJDC3 / ^\***Did Child 3 attend any of the following camp programs in summer 2022? A Jewish day camp*

| Response | Weighted % | n  |
|----------|------------|----|
| 0, No    | 66         | 8  |
| 1, Yes   | 34         | 4  |
| Total    | 100        | 12 |

**JEDJDC4 / ^\***Did Child 4 attend any of the following camp programs in summer 2022? A Jewish day camp*

| Response | Weighted % | n |
|----------|------------|---|
| 0, No    | 100        | 1 |
| Total    | 100        | 1 |

**JEDNJDC1 / ^\***Did Child 1 attend any of the following camp programs in summer 2022? A non-Jewish day camp*

| Response              | Weighted % | n   |
|-----------------------|------------|-----|
| -99, Skipped Question | 2          | 8   |
| 0, No                 | 64         | 94  |
| 1, Yes                | 34         | 76  |
| Total                 | 100        | 178 |

**JEDNJDC2 / ^\***Did Child 2 attend any of the following camp programs in summer 2022? A non-Jewish day camp*

| Response              | Weighted % | n  |
|-----------------------|------------|----|
| -99, Skipped Question | <1         | 2  |
| 0, No                 | 61         | 60 |
| 1, Yes                | 39         | 37 |
| Total                 | 100        | 99 |

**JEDNJDC3 / ^\***Did Child 3 attend any of the following camp programs in summer 2022? A non-Jewish day camp*

| Response | Weighted % | n  |
|----------|------------|----|
| 0, No    | 97         | 9  |
| 1, Yes   | 3          | 3  |
| Total    | 100        | 12 |

**JEDNJDC4 /^\***Did Child 4 attend any of the following camp programs in summer 2022? A non-Jewish day camp*

| Response | Weighted % | n |
|----------|------------|---|
| 0, No    | 100        | 1 |
| Total    | 100        | 1 |

**JEDJOC1 /^\***Did Child 1 attend any of the following camp programs in summer 2022? A Jewish overnight camp*

| Response              | Weighted % | n   |
|-----------------------|------------|-----|
| -99, Skipped Question | 2          | 8   |
| 0, No                 | 93         | 136 |
| 1, Yes                | 5          | 34  |
| Total                 | 100        | 178 |

**JEDJOC2 /^\***Did Child 2 attend any of the following camp programs in summer 2022? A Jewish overnight camp*

| Response              | Weighted % | n  |
|-----------------------|------------|----|
| -99, Skipped Question | <1         | 1  |
| 0, No                 | 94         | 79 |
| 1, Yes                | 6          | 19 |
| Total                 | 100        | 99 |

**JEDJOC3 /^\***Did Child 3 attend any of the following camp programs in summer 2022? A Jewish overnight camp*

| Response | Weighted % | n  |
|----------|------------|----|
| 0, No    | 96         | 8  |
| 1, Yes   | 4          | 4  |
| Total    | 100        | 12 |

**JEDJOC4 /^\***Did Child 4 attend any of the following camp programs in summer 2022? A Jewish overnight camp*

| Response | Weighted % | n |
|----------|------------|---|
| 1, Yes   | 100        | 1 |
| Total    | 100        | 1 |

**JEDNJOC1 /^\***Did Child 1 attend any of the following camp programs in summer 2022? A non-Jewish overnight camp*

| Response              | Weighted % | n   |
|-----------------------|------------|-----|
| -99, Skipped Question | <1         | 9   |
| 0, No                 | 84         | 140 |
| 1, Yes                | 16         | 29  |
| Total                 | 100        | 178 |

**JEDNJOC2 /^\***Did Child 2 attend any of the following camp programs in summer 2022? A non-Jewish overnight camp*

| Response              | Weighted % | n  |
|-----------------------|------------|----|
| -99, Skipped Question | <1         | 3  |
| 0, No                 | 78         | 86 |
| 1, Yes                | 22         | 10 |
| Total                 | 100        | 99 |

**JEDNJOC3 /^\***Did Child 3 attend any of the following camp programs in summer 2022? A non-Jewish overnight camp*

| Response | Weighted % | n  |
|----------|------------|----|
| 0, No    | 100        | 12 |
| Total    | 100        | 12 |

**JEDNJOC4 /^\***Did Child 4 attend any of the following camp programs in summer 2022? A non-Jewish overnight camp*

| Response | Weighted % | n |
|----------|------------|---|
| 0, No    | 100        | 1 |
| Total    | 100        | 1 |

**JEDISR1 /^\***Has Child 1 ever participated in a teen trip to Israel?*

| Response | Weighted % | n  |
|----------|------------|----|
| 0, No    | 97         | 87 |
| 1, Yes   | 3          | 6  |
| Total    | 100        | 93 |

**JEDISR2 /^\***Has Child 2 ever participated in a teen trip to Israel?*

| Response | Weighted % | n  |
|----------|------------|----|
| 0, No    | 96         | 38 |
| 1, Yes   | 4          | 2  |
| Total    | 100        | 40 |

**JEDISR3 /^\***Has Child 3 ever participated in a teen trip to Israel?*

| Response | Weighted % | n |
|----------|------------|---|
| 0, No    | 100        | 1 |
| Total    | 100        | 1 |

**HHCHBARBAT1 /^\***Did Child 1 have a bar mitzvah, bat mitzvah or b'nai mitzvah?*

| Response                       | Weighted % | n  |
|--------------------------------|------------|----|
| 0, No                          | 37         | 18 |
| 1, Yes                         | 56         | 65 |
| 2, Will have one in the future | 8          | 10 |
| Total                          | 100        | 93 |

**HHCHBARBAT2 /^\***Did Child 2 have a bar mitzvah, bat mitzvah or b'nai mitzvah?*

| Response                       | Weighted % | n  |
|--------------------------------|------------|----|
| 0, No                          | 63         | 11 |
| 1, Yes                         | 10         | 16 |
| 2, Will have one in the future | 27         | 13 |
| Total                          | 100        | 40 |

**HHCHBARBAT3 /^\***Did Child 3 have a bar mitzvah, bat mitzvah or b'nai mitzvah?*

| Response | Weighted % | n |
|----------|------------|---|
| 0, No    | 100        | 1 |
| Total    | 100        | 1 |

### JEDPJLIB

*PJ Library is a program that sends free Jewish children's books to families with young children. Does your household currently receive books from PJ Library?*

| Response           | Weighted % | n   |
|--------------------|------------|-----|
|                    |            |     |
| 1, Yes             | 24         | 116 |
| 2, No              | 40         | 44  |
| 3, Not aware of it | 36         | 10  |
|                    |            |     |
| Total              | 100        | 170 |

### JEDTOTSHAB

*In the past year, have any children in the household participated in any Jewish-sponsored programming outside of school or preschool, such as Tot Shabbat, synagogue-based playgroups, or community family holiday programs?*

| Response                                   | Weighted % | n   |
|--|------------|-----|
|  |            |     |
| 1, Yes, in-person programs only            | 25         | 57  |
| 2, Yes, online programs only               | 13         | 7   |
| 3, Yes, both in-person and online programs | 2          | 27  |
| 4, No                                      | 60         | 67  |
|  |            |     |
| Total                                      | 100        | 158 |

### JEDSAT

*Overall, how satisfied are you with the Jewish education that is available in the Washtenaw County area?*

| Response                | Weighted % | n  |
|-------------------------|------------|----|
|                         |            |    |
| -99, Skipped Question   | 3          | 2  |
| 1, Not at all satisfied | 6          | 6  |
| 2, Not too satisfied    | 7          | 9  |
| 3, Somewhat satisfied   | 72         | 51 |
| 4, Very satisfied       | 12         | 19 |
|                         |            |    |
| Total                   | 100        | 87 |

### JEDNOSAT\_OTXT

*Please explain why you are not very satisfied with the Jewish education in the Washtenaw County area.*

66 responses



## JEDCHARTER

*A Hebrew language charter school is a tuition-free public charter school that teaches Modern Hebrew language and Israeli culture within the academic program and teaches about religions but does not promote any particular religion. If such a school were available, how interested would you be in enrolling your children?*

| Response                 | Weighted % | n   |
|--------------------------|------------|-----|
| -99, Skipped Question    | <1         | 3   |
| 1, Not at all interested | 34         | 67  |
| 2, Not too interested    | 19         | 37  |
| 3, Somewhat interested   | 40         | 51  |
| 4, Very interested       | 6          | 26  |
| Total                    | 100        | 184 |

## RELIGIOUS LIFE

### RLSYNANY /\

*Do you or anyone in your household currently belong to a Jewish congregation, such as a synagogue, temple, or minyan?*

| Response              | Weighted % | n   |
|-----------------------|------------|-----|
| -99, Skipped Question | <1         | 1   |
| 0, No                 | 79         | 352 |
| 1, Yes                | 20         | 528 |
| Total                 | 100        | 881 |

### RLSYNDUES /\

*Do you pay membership dues of any sort at any Jewish congregation?*

| Response              | Weighted % | n   |
|-----------------------|------------|-----|
| -99, Skipped Question | 2          | 2   |
| 0, No                 | 27         | 24  |
| 1, Yes                | 71         | 502 |
| Total                 | 100        | 528 |

### RLSYNOM /\

*To which of the following congregations do you belong? Ann Arbor Orthodox Minyan*

| Response              | Weighted % | n   |
|-----------------------|------------|-----|
| -99, Skipped Question | 3          | 3   |
| 0, Not selected       | 95         | 505 |
| 1, Selected           | 2          | 20  |
| Total                 | 100        | 528 |

**RLSYNRC /\^***To which of the following congregations do you belong? Ann Arbor Reconstructionist Congregation*

| Response              | Weighted % | n   |
|-----------------------|------------|-----|
| -99, Skipped Question | 3          | 3   |
| 0, Not selected       | 83         | 476 |
| 1, Selected           | 14         | 49  |
| Total                 | 100        | 528 |

**RLSYNBI /\^***To which of the following congregations do you belong? Beth Israel Congregation*

| Response              | Weighted % | n   |
|-----------------------|------------|-----|
| -99, Skipped Question | 3          | 3   |
| 0, Not selected       | 71         | 341 |
| 1, Selected           | 27         | 184 |
| Total                 | 100        | 528 |

**RLSYNCHABAD /\^***To which of the following congregations do you belong? Chabad House*

| Response              | Weighted % | n   |
|-----------------------|------------|-----|
| -99, Skipped Question | 3          | 3   |
| 0, Not selected       | 93         | 513 |
| 1, Selected           | 5          | 12  |
| Total                 | 100        | 528 |

**RLSYNJCS /\^***To which of the following congregations do you belong? Jewish Cultural Society*

| Response              | Weighted % | n   |
|-----------------------|------------|-----|
| -99, Skipped Question | 3          | 3   |
| 0, Not selected       | 93         | 505 |
| 1, Selected           | 5          | 20  |
| Total                 | 100        | 528 |

**RLSYNPH /^\***To which of the following congregations do you belong? Pardes Hannah*

| Response              | Weighted % | n   |
|-----------------------|------------|-----|
| -99, Skipped Question | 3          | 3   |
| 0, Not selected       | 95         | 519 |
| 1, Selected           | 3          | 6   |
| Total                 | 100        | 528 |

**RLSYNTB /^\***To which of the following congregations do you belong? Temple Beth Emeth*

| Response              | Weighted % | n   |
|-----------------------|------------|-----|
| -99, Skipped Question | 3          | 3   |
| 0, Not selected       | 61         | 286 |
| 1, Selected           | 37         | 239 |
| Total                 | 100        | 528 |

**RLSYNOUT /^\***To which of the following congregations do you belong? A congregation outside the Washtenaw County area*

| Response              | Weighted % | n   |
|-----------------------|------------|-----|
| -99, Skipped Question | 3          | 3   |
| 0, Not selected       | 89         | 481 |
| 1, Selected           | 8          | 44  |
| Total                 | 100        | 528 |

**RLSYNOTH /^\***To which of the following congregations do you belong? Other*

| Response              | Weighted % | n   |
|-----------------------|------------|-----|
| -99, Skipped Question | 3          | 3   |
| 0, Not selected       | 91         | 518 |
| 1, Selected           | 7          | 7   |
| Total                 | 100        | 528 |

**RLSYNOTH\_OTXT***To which of the following congregations do you belong? Other*

7 responses

**RLSYNSVC**

*In the past year, how often did you attend any type of organized Jewish religious services, whether in person or online?  
Do not include special occasions like weddings, funerals, or bar or bat mitzvahs*

| Response                      | Weighted % | n   |
|-------------------------------|------------|-----|
| -99, Skipped Question         | <1         | 1   |
| 1, Never                      | 33         | 203 |
| 2, Once or twice              | 29         | 235 |
| 3, Every few months           | 27         | 184 |
| 4, About once a month         | 3          | 85  |
| 5, Two or three times a month | 4          | 74  |
| 6, Once a week or more        | 4          | 75  |
| Total                         | 100        | 857 |

**RLSYNPRF**

*Thinking about religious services in the future, would you prefer to attend...*

| Response                              | Weighted % | n   |
|---------------------------------------|------------|-----|
| 1, In-person services                 | 48         | 297 |
| 2, Online services                    | 2          | 39  |
| 3, Both in-person and online services | 44         | 289 |
| 4, No preference                      | 6          | 28  |
| Total                                 | 100        | 653 |

**RLHOLHIGH**

*In fall 2022, did you attend or participate in High Holiday services, either in person or online?*

| Response              | Weighted % | n   |
|-----------------------|------------|-----|
| -99, Skipped Question | <1         | 1   |
| 0, No                 | 49         | 288 |
| 1, Yes                | 50         | 567 |
| Total                 | 100        | 856 |

**RLSHABCAND***In the past year, how often did you or anyone in your household light Shabbat candles on a Friday night?*

| Response                   | Weighted % | n   |
|----------------------------|------------|-----|
| -99, Skipped Question      | <1         | 3   |
| 1, Never                   | 38         | 315 |
| 2, Rarely                  | 31         | 191 |
| 3, Sometimes               | 19         | 150 |
| 4, Always or almost always | 12         | 198 |
| Total                      | 100        | 857 |

**RLSHABDIN***In the past year, how often did you or anyone in your household have or attend a special meal for Shabbat?*

| Response                   | Weighted % | n   |
|----------------------------|------------|-----|
| -99, Skipped Question      | 1          | 17  |
| 1, Never                   | 38         | 298 |
| 2, Rarely                  | 33         | 227 |
| 3, Sometimes               | 17         | 173 |
| 4, Always or almost always | 10         | 141 |
| Total                      | 100        | 856 |

**RLYKFAST***In fall 2022, did you fast during Yom Kippur?*

| Response                                | Weighted % | n   |
|---|------------|-----|
| -99, Skipped Question                   | <1         | 1   |
| 1, Yes, for all or part of the day      | 34         | 392 |
| 2, No, did not fast for medical reasons | 19         | 162 |
| 3, No, did not fast                     | 47         | 301 |
| Total                                   | 100        | 856 |

**RLHCNDL***Last year, did you or anyone in your household light Hanukkah candles?*

| Response              | Weighted % | n   |
|-----------------------|------------|-----|
| -99, Skipped Question | <1         | 3   |
| 0, No                 | 17         | 93  |
| 1, Yes                | 82         | 760 |
| Total                 | 100        | 856 |

**RLSEDER***In spring 2022, did you or anyone in your household attend or hold a Pasover Seder, whether in person or online?*

| Response              | Weighted % | n   |
|-----------------------|------------|-----|
| -99, Skipped Question | <1         | 3   |
| 0, No                 | 20         | 148 |
| 1, Yes                | 80         | 705 |
| Total                 | 100        | 856 |

**RLKOSH***Which of the following best describes your current practices regarding keeping kosher?*

| Response   | Weighted % | n   |
|--|------------|-----|
| -99, Skipped Question  | <1         | 2   |
| 1, Don't follow kosher rules at all                          | 69         | 522 |
| 2, Follow some kosher rules, like avoiding pork or shellfish | 19         | 224 |
| 3, Keep kosher only at home                                  | 2          | 52  |
| 4, Keep kosher all the time                                  | 9          | 55  |
| Total  | 100        | 855 |

**JEWISH LIFE****JLFRIEND***How many of your closest friends are Jewish?*

| Response              | Weighted % | n   |
|-----------------------|------------|-----|
| -99, Skipped Question | <1         | 7   |
| 1, None of them       | 4          | 27  |
| 2, Hardly any of them | 36         | 218 |
| 3, About half         | 44         | 338 |
| 4, Most of them       | 15         | 242 |
| 5, All of them        | 1          | 23  |
| Total                 | 100        | 855 |

### JEWIMP

*How important is being Jewish to how you think about yourself?*

| Response                   | Weighted % | n   |
|----------------------------|------------|-----|
| -99, Skipped Question      | <1         | 6   |
| 1, Not at all important    | 3          | 10  |
| 2, Only a little important | 15         | 68  |
| 3, Moderately important    | 33         | 278 |
| 4, Very important          | 48         | 493 |
| Total                      | 100        | 855 |

### JLESSJUSTICE

*Which of the following do you consider to be essential aspects of being Jewish? Working for justice and equality in society*

| Response              | Weighted % | n   |
|-----------------------|------------|-----|
| -99, Skipped Question | <1         | 3   |
| 0, Not selected       | 26         | 227 |
| 1, Selected           | 74         | 622 |
| Total                 | 100        | 852 |

### JLESSLEARN

*Which of the following do you consider to be essential aspects of being Jewish? Jewish learning and education*

| Response              | Weighted % | n   |
|-----------------------|------------|-----|
| -99, Skipped Question | <1         | 3   |
| 0, Not selected       | 47         | 290 |
| 1, Selected           | 53         | 559 |
| Total                 | 100        | 852 |

### JLESSHOL

*Which of the following do you consider to be essential aspects of being Jewish? Learning and teaching about the Holocaust*

| Response              | Weighted % | n   |
|-----------------------|------------|-----|
| -99, Skipped Question | <1         | 3   |
| 0, Not selected       | 47         | 376 |
| 1, Selected           | 52         | 473 |
| Total                 | 100        | 852 |

**JLESSISR***Which of the following do you consider to be essential aspects of being Jewish? Caring about Israel*

| Response              | Weighted % | n   |
|-----------------------|------------|-----|
| -99, Skipped Question | <1         | 3   |
| 0, Not selected       | 58         | 460 |
| 1, Selected           | 42         | 389 |
| Total                 | 100        | 852 |

**JLESSLAW***Which of the following do you consider to be essential aspects of being Jewish? Observing Jewish law*

| Response              | Weighted % | n   |
|-----------------------|------------|-----|
| -99, Skipped Question | <1         | 3   |
| 0, Not selected       | 94         | 743 |
| 1, Selected           | 6          | 106 |
| Total                 | 100        | 852 |

**JLESSWORLD***Which of the following do you consider to be essential aspects of being Jewish? Taking care of Jews in need*

| Response              | Weighted % | n   |
|-----------------------|------------|-----|
| -99, Skipped Question | <1         | 3   |
| 0, Not selected       | 66         | 503 |
| 1, Selected           | 34         | 346 |
| Total                 | 100        | 852 |

**JLESSNEED***Which of the following do you consider to be essential aspects of being Jewish? Taking care of people in need*

| Response              | Weighted % | n   |
|-----------------------|------------|-----|
| -99, Skipped Question | <1         | 3   |
| 0, Not selected       | 28         | 198 |
| 1, Selected           | 72         | 651 |
| Total                 | 100        | 852 |



### JLESSART

*Which of the following do you consider to be essential aspects of being Jewish? Engaging in Jewish art and culture such as music, food, literature*

| Response              | Weighted % | n   |
|-----------------------|------------|-----|
|                       |            |     |
| -99, Skipped Question | <1         | 3   |
| 0, Not selected       | 49         | 411 |
| 1, Selected           | 51         | 438 |
|                       |            |     |
| Total                 | 100        | 852 |

### JLESSFAM

*Which of the following do you consider to be essential aspects of being Jewish? Connecting to family and traditions*

| Response              | Weighted % | n   |
|-----------------------|------------|-----|
|                       |            |     |
| -99, Skipped Question | <1         | 3   |
| 0, Not selected       | 24         | 160 |
| 1, Selected           | 76         | 689 |
|                       |            |     |
| Total                 | 100        | 852 |

### JLESSJCOMM

*Which of the following do you consider to be essential aspects of being Jewish? Being part of a Jewish community*

| Response              | Weighted % | n   |
|-----------------------|------------|-----|
|                       |            |     |
| -99, Skipped Question | <1         | 3   |
| 0, Not selected       | 51         | 254 |
| 1, Selected           | 49         | 595 |
|                       |            |     |
| Total                 | 100        | 852 |

### JLESSPRAY

*Which of the following do you consider to be essential aspects of being Jewish? Praying or spiritual connection*

| Response              | Weighted % | n   |
|-----------------------|------------|-----|
|                       |            |     |
| -99, Skipped Question | <1         | 3   |
| 0, Not selected       | 74         | 590 |
| 1, Selected           | 26         | 259 |
|                       |            |     |
| Total                 | 100        | 852 |

**JLESSOTH***Which of the following do you consider to be essential aspects of being Jewish? Other*

| Response              | Weighted % | n   |
|-----------------------|------------|-----|
| -99, Skipped Question | <1         | 3   |
| 0, Not selected       | 97         | 814 |
| 1, Selected           | 3          | 35  |
| Total                 | 100        | 852 |

**JLESSNONE***Which of the following do you consider to be essential aspects of being Jewish? None of these*

| Response              | Weighted % | n   |
|-----------------------|------------|-----|
| -99, Skipped Question | <1         | 3   |
| 0, Not selected       | 98         | 836 |
| 1, Selected           | 2          | 13  |
| Total                 | 100        | 852 |

**JLESSOTH\_OTXT***Which of the following do you consider to be essential aspects of being Jewish? Other*

33 responses

**JLCONNPL***How much, if at all, do you feel... A sense of belonging to the Jewish people?*

| Response              | Weighted % | n   |
|-----------------------|------------|-----|
| -99, Skipped Question | <1         | 10  |
| 1, Not at all         | 3          | 13  |
| 2, Not much           | 10         | 45  |
| 3, Somewhat           | 47         | 282 |
| 4, A great deal       | 40         | 501 |
| Total                 | 100        | 851 |

**JLCONNOL***How much, if at all, do you feel... A sense of belonging to an online Jewish community?*

| Response              | Weighted % | n   |
|-----------------------|------------|-----|
| -99, Skipped Question | <1         | 14  |
| 1, Not at all         | 56         | 357 |
| 2, Not much           | 20         | 229 |
| 3, Somewhat           | 19         | 168 |
| 4, A great deal       | 5          | 83  |
| Total                 | 100        | 851 |

### JLDAILY

*How much, if at all, do you feel... That being Jewish is a part of your daily life?*

| Response              | Weighted % | n   |
|-----------------------|------------|-----|
| -99, Skipped Question | <1         | 9   |
| 1, Not at all         | 10         | 60  |
| 2, Not much           | 35         | 196 |
| 3, Somewhat           | 33         | 297 |
| 4, A great deal       | 22         | 289 |
| Total                 | 100        | 851 |

### JLCONNSAT

*Overall, how satisfied are you with your current level of participation in the Washtenaw County area Jewish community?*

| Response                | Weighted % | n   |
|-------------------------|------------|-----|
| -99, Skipped Question   | <1         | 4   |
| 1, Not at all satisfied | 4          | 41  |
| 2, Not too satisfied    | 39         | 161 |
| 3, Somewhat satisfied   | 33         | 382 |
| 4, Very satisfied       | 23         | 263 |
| Total                   | 100        | 851 |

### JLLMTSOCIAL\_ORIG

*Do any of the following conditions limit your participation in the Washtenaw County area Jewish community? You don't know many people*

| Response              | Weighted % | n   |
|-----------------------|------------|-----|
| -99, Skipped Question | <1         | 19  |
| 0, Not selected       | 61         | 600 |
| 1, Selected           | 38         | 231 |
| Total                 | 100        | 850 |

**JLLMTKNOW\_ORIG**

*Do any of the following conditions limit your participation in the Washtenaw County area Jewish community? You are not confident in your Jewish knowledge*

| Response              | Weighted % | n   |
|-----------------------|------------|-----|
| -99, Skipped Question | <1         | 19  |
| 0, Not selected       | 81         | 733 |
| 1, Selected           | 19         | 98  |
| Total                 | 100        | 850 |

**JLLMTPOL\_ORIG**

*Do any of the following conditions limit your participation in the Washtenaw County area Jewish community? Your political views are unwelcome*

| Response              | Weighted % | n   |
|-----------------------|------------|-----|
| -99, Skipped Question | <1         | 19  |
| 0, Not selected       | 91         | 784 |
| 1, Selected           | 9          | 47  |
| Total                 | 100        | 850 |

**JLLMTWELC\_ORIG**

*Do any of the following conditions limit your participation in the Washtenaw County area Jewish community? You feel unwelcome*

| Response              | Weighted % | n   |
|-----------------------|------------|-----|
| -99, Skipped Question | <1         | 19  |
| 0, Not selected       | 79         | 756 |
| 1, Selected           | 21         | 75  |
| Total                 | 100        | 850 |

**JLLMTLOC\_ORIG**

*Do any of the following conditions limit your participation in the Washtenaw County area Jewish community? Location not convenient*

| Response              | Weighted % | n   |
|-----------------------|------------|-----|
| -99, Skipped Question | <1         | 19  |
| 0, Not selected       | 87         | 770 |
| 1, Selected           | 12         | 61  |
| Total                 | 100        | 850 |

### JLLMTACTIV\_ORIG

*Do any of the following conditions limit your participation in the Washtenaw County area Jewish community? You haven't found Jewish activities that interest you*

| Response              | Weighted % | n   |
|-----------------------|------------|-----|
|                       |            |     |
| -99, Skipped Question | <1         | 19  |
| 0, Not selected       | 70         | 629 |
| 1, Selected           | 29         | 202 |
|                       |            |     |
| Total                 | 100        | 850 |

### JLLMTCOST\_ORIG

*Do any of the following conditions limit your participation in the Washtenaw County area Jewish community? It's too expensive*

| Response              | Weighted % | n   |
|-----------------------|------------|-----|
|                       |            |     |
| -99, Skipped Question | <1         | 19  |
| 0, Not selected       | 86         | 743 |
| 1, Selected           | 13         | 88  |
|                       |            |     |
| Total                 | 100        | 850 |

### JLLMTCOVID\_ORIG

*Do any of the following conditions limit your participation in the Washtenaw County area Jewish community? You are unable to participate because of the coronavirus crisis*

| Response              | Weighted % | n   |
|-----------------------|------------|-----|
|                       |            |     |
| -99, Skipped Question | <1         | 19  |
| 0, Not selected       | 86         | 680 |
| 1, Selected           | 13         | 151 |
|                       |            |     |
| Total                 | 100        | 850 |

### JLLMTACC\_ORIG

*Do any of the following conditions limit your participation in the Washtenaw County area Jewish community? Lack of accessibility for people with disabilities and/or other needs*

| Response              | Weighted % | n   |
|-----------------------|------------|-----|
|                       |            |     |
| -99, Skipped Question | <1         | 19  |
| 0, Not selected       | 99         | 804 |
| 1, Selected           | <1         | 27  |
|                       |            |     |
| Total                 | 100        | 850 |

### JLLMTOTH\_ORIG

*Do any of the following conditions limit your participation in the Washtenaw County area Jewish community? Other*

| Response              | Weighted % | n   |
|-----------------------|------------|-----|
| -99, Skipped Question | <1         | 19  |
| 0, Not selected       | 82         | 690 |
| 1, Selected           | 18         | 141 |
| Total                 | 100        | 850 |

### JLLMTNONE\_ORIG

*Do any of the following conditions limit your participation in the Washtenaw County area Jewish community? None of these*

| Response              | Weighted % | n   |
|-----------------------|------------|-----|
| -99, Skipped Question | <1         | 19  |
| 0, Not selected       | 80         | 567 |
| 1, Selected           | 20         | 264 |
| Total                 | 100        | 850 |

### JLWELCINT

*Overall, in your opinion, how welcoming are the Washtenaw County area Jewish organizations to... Interfaith families?*

| Response                | Weighted % | n   |
|-------------------------|------------|-----|
| -99, Skipped Question   | 37         | 250 |
| 1, Not at all welcoming | 1          | 7   |
| 2, Not too welcoming    | 12         | 25  |
| 3, Somewhat welcoming   | 22         | 183 |
| 4, Very welcoming       | 27         | 382 |
| Total                   | 100        | 847 |

### JLWELCJOC

*Overall, in your opinion, how welcoming are the Washtenaw County area Jewish organizations to... People of color?*

| Response                | Weighted % | n   |
|-------------------------|------------|-----|
| -99, Skipped Question   | 48         | 346 |
| 1, Not at all welcoming | 2          | 5   |
| 2, Not too welcoming    | 6          | 41  |
| 3, Somewhat welcoming   | 27         | 195 |
| 4, Very welcoming       | 18         | 260 |
| Total                   | 100        | 847 |

### JLWELCLGBTQ

*Overall, in your opinion, how welcoming are the Washtenaw County area Jewish organizations to... LGBTQ+ people?*

| Response                | Weighted % | n   |
|-------------------------|------------|-----|
| -99, Skipped Question   | 36         | 289 |
| 1, Not at all welcoming | <1         | 3   |
| 2, Not too welcoming    | 5          | 16  |
| 3, Somewhat welcoming   | 22         | 156 |
| 4, Very welcoming       | 37         | 383 |
| Total                   | 100        | 847 |

### JLWELCDIS

*Overall, in your opinion, how welcoming are the Washtenaw County area Jewish organizations to... People with disabilities or special needs?*

| Response                | Weighted % | n   |
|-------------------------|------------|-----|
| -99, Skipped Question   | 48         | 326 |
| 1, Not at all welcoming | <1         | 7   |
| 2, Not too welcoming    | <1         | 24  |
| 3, Somewhat welcoming   | 16         | 200 |
| 4, Very welcoming       | 34         | 290 |
| Total                   | 100        | 847 |

### JLWELCWC

*Overall, in your opinion, how welcoming are the Washtenaw County area Jewish organizations to... Newcomers to the Washtenaw County area?*

| Response                | Weighted % | n   |
|-------------------------|------------|-----|
| -99, Skipped Question   | 28         | 237 |
| 1, Not at all welcoming | 3          | 16  |
| 2, Not too welcoming    | 10         | 54  |
| 3, Somewhat welcoming   | 17         | 209 |
| 4, Very welcoming       | 41         | 331 |
| Total                   | 100        | 847 |

### JLWELCSING

Overall, in your opinion, how welcoming are the Washtenaw County area Jewish organizations to... People who are single?

| Response                | Weighted % | n   |
|-------------------------|------------|-----|
| -99, Skipped Question   | 46         | 382 |
| 1, Not at all welcoming | 1          | 11  |
| 2, Not too welcoming    | 5          | 44  |
| 3, Somewhat welcoming   | 18         | 181 |
| 4, Very welcoming       | 30         | 229 |
| Total                   | 100        | 847 |

### JLWELCNOCH

Overall, in your opinion, how welcoming are the Washtenaw County area Jewish organizations to... People without children at home?

| Response                | Weighted % | n   |
|-------------------------|------------|-----|
| -99, Skipped Question   | 44         | 360 |
| 1, Not at all welcoming | 3          | 12  |
| 2, Not too welcoming    | 9          | 47  |
| 3, Somewhat welcoming   | 14         | 156 |
| 4, Very welcoming       | 30         | 272 |
| Total                   | 100        | 847 |

### ORGINFOFED

Where do you get your information about local Jewish activities, news, and events, if any? Federation newsletter/ email

| Response              | Weighted % | n   |
|-----------------------|------------|-----|
| -99, Skipped Question | 10         | 37  |
| 0, Not selected       | 66         | 470 |
| 1, Selected           | 24         | 340 |
| Total                 | 100        | 847 |

### ORGINFOSYN

Where do you get your information about local Jewish activities, news, and events, if any? Synagogue or organization newsletter/ email

| Response              | Weighted % | n   |
|-----------------------|------------|-----|
| -99, Skipped Question | 10         | 37  |
| 0, Not selected       | 49         | 313 |
| 1, Selected           | 41         | 497 |
| Total                 | 100        | 847 |



**ORGINFOJNEWS***Where do you get your information about local Jewish activities, news, and events, if any? Washtenaw Jewish News*

| Response              | Weighted % | n   |
|-----------------------|------------|-----|
| -99, Skipped Question | 10         | 37  |
| 0, Not selected       | 49         | 267 |
| 1, Selected           | 40         | 543 |
| Total                 | 100        | 847 |

**ORGINFORAB***Where do you get your information about local Jewish activities, news, and events, if any? A rabbi or other Jewish community leader*

| Response              | Weighted % | n   |
|-----------------------|------------|-----|
| -99, Skipped Question | 10         | 37  |
| 0, Not selected       | 79         | 669 |
| 1, Selected           | 11         | 141 |
| Total                 | 100        | 847 |

**ORGINFOSEC***Where do you get your information about local Jewish activities, news, and events, if any? Bulletin boards in public spaces*

| Response              | Weighted % | n   |
|-----------------------|------------|-----|
| -99, Skipped Question | 10         | 37  |
| 0, Not selected       | 88         | 794 |
| 1, Selected           | 2          | 16  |
| Total                 | 100        | 847 |

**ORGINFONJNEWS***Where do you get your information about local Jewish activities, news, and events, if any? General press, like the Ann Arbor Observer*

| Response              | Weighted % | n   |
|-----------------------|------------|-----|
| -99, Skipped Question | 10         | 37  |
| 0, Not selected       | 63         | 603 |
| 1, Selected           | 27         | 207 |
| Total                 | 100        | 847 |

**ORGINFOFAM***Where do you get your information about local Jewish activities, news, and events, if any? Family or friends*

| Response              | Weighted % | n   |
|-----------------------|------------|-----|
| -99, Skipped Question | 10         | 37  |
| 0, Not selected       | 44         | 386 |
| 1, Selected           | 46         | 424 |
| Total                 | 100        | 847 |

**ORGINFOINT***Where do you get your information about local Jewish activities, news, and events, if any? Internet or social media*

| Response              | Weighted % | n   |
|-----------------------|------------|-----|
| -99, Skipped Question | 10         | 37  |
| 0, Not selected       | 44         | 452 |
| 1, Selected           | 46         | 358 |
| Total                 | 100        | 847 |

**ORGINFOEASY***How difficult or easy is it to get information about programs, events, and other activities in the Washtenaw County area Jewish community?*

| Response                         | Weighted % | n   |
|----------------------------------|------------|-----|
| -99, Skipped Question            | <1         | 7   |
| 1, Very easy                     | 20         | 307 |
| 2, Somewhat easy                 | 48         | 369 |
| 3, Somewhat difficult            | 22         | 94  |
| 4, Very difficult                | 2          | 16  |
| 5, Not interested in this inform | 7          | 53  |
| Total                            | 100        | 846 |

**JLANTICC***How concerned are you about antisemitism... on college campuses?*

| Response                | Weighted % | n   |
|-------------------------|------------|-----|
| -99, Skipped Question   | 2          | 5   |
| 1, Not at all concerned | <1         | 13  |
| 2, Not too concerned    | 20         | 88  |
| 3, Somewhat concerned   | 33         | 296 |
| 4, Very concerned       | 45         | 443 |
| Total                   | 100        | 845 |

**JLANTIWC***How concerned are you about antisemitism... in the Washtenaw County area, aside from college campuses?*

| Response                | Weighted % | n   |
|-------------------------|------------|-----|
| -99, Skipped Question   | <1         | 3   |
| 1, Not at all concerned | <1         | 13  |
| 2, Not too concerned    | 26         | 167 |
| 3, Somewhat concerned   | 39         | 357 |
| 4, Very concerned       | 33         | 305 |
| Total                   | 100        | 845 |

**JLANTIUS***How concerned are you about antisemitism... in the United States?*

| Response                | Weighted % | n   |
|-------------------------|------------|-----|
| -99, Skipped Question   | <1         | 4   |
| 1, Not at all concerned | <1         | 2   |
| 2, Not too concerned    | 5          | 14  |
| 3, Somewhat concerned   | 26         | 212 |
| 4, Very concerned       | 69         | 613 |
| Total                   | 100        | 845 |

**JLANTIWR***How concerned are you about antisemitism... around the world?*

| Response                | Weighted % | n   |
|-------------------------|------------|-----|
| -99, Skipped Question   | <1         | 4   |
| 1, Not at all concerned | <1         | 2   |
| 2, Not too concerned    | 4          | 11  |
| 3, Somewhat concerned   | 25         | 193 |
| 4, Very concerned       | 71         | 635 |
| Total                   | 100        | 845 |

**JLANTIEXP***Have you personally experienced antisemitism in the past year?*

| Response              | Weighted % | n   |
|-----------------------|------------|-----|
| -99, Skipped Question | <1         | 2   |
| 0, No                 | 78         | 708 |
| 1, Yes                | 22         | 135 |
| Total                 | 100        | 845 |

## JLANTIEXP\_TXT

Please describe the incident(s) you personally experienced in the past year.

136 responses

## SUBPOPULATIONS

### RESPHERGASH

Regarding your Jewish heritage, do you consider yourself to be Ashkenazi, Sephardi, Mizrahi, or something else?

*Ashkenazi*

| Response              | Weighted % | n   |
|-----------------------|------------|-----|
|                       |            |     |
| -99, Skipped Question | <1         | 7   |
| 0, Not Selected       | 11         | 102 |
| 1, Selected           | 89         | 735 |
|                       |            |     |
| Total                 | 100        | 844 |

### RESPHERGSEP

Regarding your Jewish heritage, do you consider yourself to be Ashkenazi, Sephardi, Mizrahi, or something else?

*Sephardi*

| Response              | Weighted % | n   |
|-----------------------|------------|-----|
|                       |            |     |
| -99, Skipped Question | <1         | 7   |
| 0, Not Selected       | 95         | 805 |
| 1, Selected           | 5          | 32  |
|                       |            |     |
| Total                 | 100        | 844 |

### RESPHERGMIZ

Regarding your Jewish heritage, do you consider yourself to be Ashkenazi, Sephardi, Mizrahi, or something else?

*Mizrahi*

| Response              | Weighted % | n   |
|-----------------------|------------|-----|
|                       |            |     |
| -99, Skipped Question | <1         | 7   |
| 0, Not Selected       | 99         | 831 |
| 1, Selected           | <1         | 6   |
|                       |            |     |
| Total                 | 100        | 844 |

### RESPHERGOTH

Regarding your Jewish heritage, do you consider yourself to be Ashkenazi, Sephardi, Mizrahi, or something else?  
Other

| Response              | Weighted % | n   |
|-----------------------|------------|-----|
|                       |            |     |
| -99, Skipped Question | <1         | 7   |
| 0, Not Selected       | 100        | 833 |
| 1, Selected           | <1         | 3   |
|                       |            |     |
| Total                 | 100        | 843 |

### RESPHERGNONE

Regarding your Jewish heritage, do you consider yourself to be Ashkenazi, Sephardi, Mizrahi, or something else?  
None of these, no particular Jewish heritage

| Response              | Weighted % | n   |
|-----------------------|------------|-----|
|                       |            |     |
| -99, Skipped Question | <1         | 7   |
| 0, Not Selected       | 96         | 782 |
| 1, Selected           | 4          | 55  |
|                       |            |     |
| Total                 | 100        | 844 |

### RESPHERGDK

Regarding your Jewish heritage, do you consider yourself to be Ashkenazi, Sephardi, Mizrahi, or something else?  
Don't know

| Response        | Weighted % | n   |
|-----------------|------------|-----|
|                 |            |     |
| 0, Not Selected | 96         | 810 |
| 1, Selected     | 4          | 27  |
|                 |            |     |
| Total           | 100        | 837 |

### RESPHERGOTH\_OTXT

Regarding your Jewish heritage, do you consider yourself to be Ashkenazi, Sephardi, Mizrahi, or something else?  
Other

9 responses

### SPHERGASH / ^

Regarding their Jewish heritage, does your [spouse/partner] consider (him/her/them) self to be Ashkenazi, Sephardi, Mizrahi, or something else? Ashkenazi

| Response              | Weighted % | n   |
|-----------------------|------------|-----|
|                       |            |     |
| -99, Skipped Question | 2          | 5   |
| 0, Not Selected       | 20         | 77  |
| 1, Selected           | 77         | 323 |
|                       |            |     |
| Total                 | 100        | 405 |

**SPHERGSEP /^\**

Regarding their Jewish heritage, does your [spouse/partner] consider (him/her/them) self to be Ashkenazi, Sephardi, Mizṛachi, or something else? Sephardi

| Response              | Weighted % | n   |
|-----------------------|------------|-----|
| -99, Skipped Question | 2          | 5   |
| 0, Not Selected       | 92         | 385 |
| 1, Selected           | 5          | 15  |
| Total                 | 100        | 405 |

**SPHERGMIZ /^\**

Regarding their Jewish heritage, does your [spouse/partner] consider (him/her/them) self to be Ashkenazi, Sephardi, Mizṛachi, or something else? Mizṛachi

| Response              | Weighted % | n   |
|-----------------------|------------|-----|
| -99, Skipped Question | 2          | 5   |
| 0, Not Selected       | 97         | 397 |
| 1, Selected           | <1         | 3   |
| Total                 | 100        | 405 |

**SPHERGOTH /^\**

Regarding their Jewish heritage, does your [spouse/partner] consider (him/her/them) self to be Ashkenazi, Sephardi, Mizṛachi, or something else? Other

| Response              | Weighted % | n   |
|-----------------------|------------|-----|
| -99, Skipped Question | 2          | 5   |
| 0, Not Selected       | 98         | 400 |
| Total                 | 100        | 405 |

**SPHERGNONE /^\**

Regarding their Jewish heritage, does your [spouse/partner] consider (him/her/them) self to be Ashkenazi, Sephardi, Mizṛachi, or something else? None of these, no particular Jewish heritage

| Response              | Weighted % | n   |
|-----------------------|------------|-----|
| -99, Skipped Question | 2          | 5   |
| 0, Not Selected       | 87         | 350 |
| 1, Selected           | 11         | 50  |
| Total                 | 100        | 405 |

**SPHERGDK /\^**

Regarding their Jewish heritage, does your [spouse/partner] consider (him/her/them) self to be Ashkenazi, Sephardi, Mizṛachi, or something else? Don't know

| Response        | Weighted % | n   |
|-----------------|------------|-----|
| 0, Not Selected | 94         | 383 |
| 1, Selected     | 6          | 17  |
| Total           | 100        | 400 |

**SPHERGOTH\_OTXT /\^**

Regarding their Jewish heritage, does your [spouse/partner] consider (him/her/them) self to be Ashkenazi, Sephardi, Mizṛachi, or something else? Other

1 response

**LGBTQRESP**

Do you identify as LGBTQ+?

| Response              | Weighted % | n   |
|-----------------------|------------|-----|
| -99, Skipped Question | <1         | 2   |
| 0, No                 | 86         | 146 |
| 1, Yes                | 14         | 20  |
| Total                 | 100        | 168 |

**LGBTQHH /\^**

Do you or anyone in your household identify as LGBTQ+?

| Response                         | Weighted % | n   |
|----------------------------------|------------|-----|
| -99, Skipped Question            | <1         | 5   |
| 0, No                            | 71         | 572 |
| 1, Yes, me                       | 5          | 27  |
| 2, Yes, someone else             | 10         | 59  |
| 3, Yes, both me and someone else | 13         | 35  |
| Total                            | 100        | 698 |

**LGBTQHHD /\^**

How many adults in your household identify as LGBTQ+ (including you)?

| Response | Weighted % | n  |
|----------|------------|----|
| 0        | 7          | 20 |
| 1        | 34         | 37 |
| 2        | 59         | 35 |
| 3        | <1         | 2  |
| Total    | 100        | 94 |

### LGBTQHHCH /\

*How many children in your household identify as LGBTQ+?*

| Response              | Weighted % | n  |
|-----------------------|------------|----|
| -99, Skipped Question | <1         | 1  |
| 0                     | 59         | 19 |
| 1                     | 41         | 26 |
| 2                     | <1         | 2  |
|                       |            |    |
| Total                 | 100        | 48 |

### TRANSRESP

*Do you identify as transgender?*

| Response | Weighted % | n  |
|----------|------------|----|
|          |            |    |
| 0, No    | 99         | 17 |
| 1, Yes   | <1         | 3  |
|          |            |    |
| Total    | 100        | 20 |

### TRANSHH /\

*Do you or anyone in your household identify as transgender?*

| Response                         | Weighted % | n   |
|----------------------------------|------------|-----|
|                                  |            |     |
| 0, No                            | 58         | 96  |
| 1, Yes, me                       | 27         | 5   |
| 2, Yes, someone else             | 15         | 19  |
| 3, Yes, both me and someone else | <1         | 1   |
|                                  |            |     |
| Total                            | 100        | 121 |

### ISRRESP

*Are you an Israeli citizen?*

| Response              | Weighted % | n   |
|-----------------------|------------|-----|
|                       |            |     |
| -99, Skipped Question | 3          | 6   |
| 0, No                 | 94         | 158 |
| 1, Yes                | 3          | 4   |
|                       |            |     |
| Total                 | 100        | 168 |



**ISRHH /\***Are you or anyone in your household an Israeli citizen?*

| Response                         | Weighted % | n   |
|----------------------------------|------------|-----|
| -99, Skipped Question            | <1         | 3   |
| 0, No                            | 92         | 652 |
| 1, Yes, me                       | 5          | 14  |
| 2, Yes, someone else             | <1         | 11  |
| 3, Yes, both me and someone else | 2          | 18  |
| Total                            | 100        | 698 |

**RUSRESP***Did you grow up in a Russian-speaking home?*

| Response | Weighted % | n   |
|----------|------------|-----|
| 0, No    | 98         | 165 |
| 1, Yes   | 2          | 3   |
| Total    | 100        | 168 |

**RUSHH /\***Did you or anyone in your household grow up in a Russian-speaking home?*

| Response                         | Weighted % | n   |
|----------------------------------|------------|-----|
| 0, No                            | 91         | 669 |
| 1, Yes, me                       | 4          | 7   |
| 2, Yes, someone else             | 3          | 13  |
| 3, Yes, both me and someone else | 2          | 9   |
| Total                            | 100        | 698 |

**HOLRESP***Do you consider yourself to be a Holocaust survivor or a World War II refugee?*

| Response              | Weighted % | n  |
|-----------------------|------------|----|
| -99, Skipped Question | <1         | 1  |
| 0, No                 | 91         | 56 |
| 1, Yes                | 9          | 3  |
| Total                 | 100        | 60 |

**HOLHH /^***Are you or anyone in your household a Holocaust survivor or a World War II refugee?*

| Response                         | Weighted % | n   |
|----------------------------------|------------|-----|
| -99, Skipped Question            | <1         | 1   |
| 0, No                            | 97         | 128 |
| 1, Yes, me                       | 1          | 5   |
| 2, Yes, someone else             | <1         | 3   |
| 3, Yes, both me and someone else | <1         | 2   |
| Total                            | 100        | 139 |

**HOLCHRESP***Are you a descendant of someone who was a Holocaust victim or survivor or World War II refugee?*

| Response              | Weighted % | n  |
|-----------------------|------------|----|
| -99, Skipped Question | <1         | 1  |
| 0, No                 | 70         | 47 |
| 1, Yes                | 29         | 9  |
| Total                 | 100        | 57 |

**HOLCHHH /^***Are you or anyone in your household a descendant of someone who was a Holocaust victim or survivor or World War II refugee?*

| Response                         | Weighted % | n   |
|----------------------------------|------------|-----|
| 0, No                            | 65         | 481 |
| 1, Yes, me                       | 25         | 113 |
| 2, Yes, someone else             | 7          | 64  |
| 3, Yes, both me and someone else | 3          | 40  |
| Total                            | 100        | 698 |

## POLVIEWS

*In terms of political views, people often classify themselves as “liberal,” “moderate,” or “conservative.” Where would you place yourself on this scale?*

| Response              | Weighted % | n   |
|-----------------------|------------|-----|
| -99, Skipped Question | <1         | 7   |
| 1, Very liberal       | 38         | 301 |
| 2, Liberal            | 39         | 402 |
| 3, Moderate           | 10         | 124 |
| 4, Conservative       | 12         | 27  |
| 5, Very conservative  | 1          | 5   |
| Total                 | 100        | 866 |

## ISRAEL

### ISRNUM

*How many times, if any, have you been to Israel?*

| Response              | Weighted % | n   |
|-----------------------|------------|-----|
| 1, Never              | 43         | 266 |
| 2, Once               | 25         | 219 |
| 3, Twice              | 9          | 107 |
| 4, Three times        | 7          | 54  |
| 5, Four times or more | 8          | 110 |
| 6, Lived in Israel    | 8          | 87  |
| Total                 | 100        | 843 |

### ISRTYPETAG

*Did you ever go to Israel on any of the following programs? Birthright Israel*

| Response        | Weighted % | n   |
|-----------------|------------|-----|
| 0, Not selected | 58         | 501 |
| 1, Selected     | 42         | 76  |
| Total           | 100        | 577 |

### ISRTYPEED

*Did you ever go to Israel on any of the following programs? Educational program or volunteer trip*

| Response        | Weighted % | n   |
|-----------------|------------|-----|
| 0, Not selected | 82         | 424 |
| 1, Selected     | 18         | 153 |
| Total           | 100        | 577 |

**ISRTYPEFED**

*Did you ever go to Israel on any of the following programs? A trip sponsored by a federation, synagogue, or other Jewish organization, other than Birthright Israel*

| Response        | Weighted % | n   |
|-----------------|------------|-----|
| 0, Not selected | 74         | 380 |
| 1, Selected     | 26         | 197 |
| Total           | 100        | 577 |

**ISRTYPEBUS**

*Did you ever go to Israel on any of the following programs? Business trip*

| Response        | Weighted % | n   |
|-----------------|------------|-----|
| 0, Not selected | 85         | 501 |
| 1, Selected     | 15         | 76  |
| Total           | 100        | 577 |

**ISRTYPELONG**

*Did you ever go to Israel on any of the following programs? Long-term program (6 weeks or more)*

| Response        | Weighted % | n   |
|-----------------|------------|-----|
| 0, Not selected | 82         | 445 |
| 1, Selected     | 18         | 132 |
| Total           | 100        | 577 |

**ISRTYPEVAC**

*Did you ever go to Israel on any of the following programs? Vacation*

| Response        | Weighted % | n   |
|-----------------|------------|-----|
| 0, Not selected | 52         | 255 |
| 1, Selected     | 48         | 322 |
| Total           | 100        | 577 |

**ISRTYPEFAM**

*Did you ever go to Israel on any of the following programs? Visit to friends or family*

| Response        | Weighted % | n   |
|-----------------|------------|-----|
| 0, Not selected | 65         | 334 |
| 1, Selected     | 35         | 243 |
| Total           | 100        | 577 |

**ISRTYPENONE***Did you ever go to Israel on any of the following programs? None of these*

| Response        | Weighted % | n   |
|-----------------|------------|-----|
| 0, Not selected | 100        | 563 |
| 1, Selected     | <1         | 14  |
| Total           | 100        | 577 |

**ISRCNCT***How emotionally attached are you to Israel?*

| Response               | Weighted % | n   |
|------------------------|------------|-----|
| -99, Skipped Question  | <1         | 1   |
| 1, Not at all attached | 21         | 102 |
| 2, Not too attached    | 21         | 190 |
| 3, Somewhat attached   | 39         | 315 |
| 4, Very attached       | 19         | 235 |
| Total                  | 100        | 843 |

**ISRSAFE***To what extent do you agree or disagree with the following statements? I consider it important for Israel to exist as a refuge for the Jewish people, now and in the future*

| Response                  | Weighted % | n   |
|---------------------------|------------|-----|
| -99, Skipped Question     | 4          | 5   |
| 1, Strongly disagree      | 4          | 34  |
| 2, Somewhat disagree      | 9          | 32  |
| 3, Somewhat agree         | 20         | 141 |
| 4, Strongly agree         | 61         | 604 |
| 5, No opinion or not sure | 2          | 23  |
| Total                     | 100        | 839 |

### ISRPAL

*To what extent do you agree or disagree with the following statements? I consider Israel's treatment of the Palestinian people to be a violation of human rights*

| Response                  | Weighted % | n   |
|---------------------------|------------|-----|
| -99, Skipped Question     | 4          | 7   |
| 1, Strongly disagree      | 5          | 85  |
| 2, Somewhat disagree      | 20         | 104 |
| 3, Somewhat agree         | 19         | 230 |
| 4, Strongly agree         | 45         | 353 |
| 5, No opinion or not sure | 6          | 60  |
| Total                     | 100        | 839 |

### ISRCUL

*To what extent do you agree or disagree with the following statements? I consider it important for Israel to be a place where Jewish values and traditions make up the mainstream culture*

| Response                  | Weighted % | n   |
|---------------------------|------------|-----|
| -99, Skipped Question     | 4          | 7   |
| 1, Strongly disagree      | 7          | 43  |
| 2, Somewhat disagree      | 19         | 100 |
| 3, Somewhat agree         | 46         | 331 |
| 4, Strongly agree         | 19         | 302 |
| 5, No opinion or not sure | 6          | 56  |
| Total                     | 100        | 839 |

### ISRTHR

*To what extent do you agree or disagree with the following statements? I think that Israel is under constant threat from hostile neighbors who seek its destruction*

| Response                  | Weighted % | n   |
|---------------------------|------------|-----|
| -99, Skipped Question     | 4          | 8   |
| 1, Strongly disagree      | 8          | 31  |
| 2, Somewhat disagree      | 12         | 70  |
| 3, Somewhat agree         | 28         | 263 |
| 4, Strongly agree         | 45         | 444 |
| 5, No opinion or not sure | 3          | 23  |
| Total                     | 100        | 839 |

### ISRAGREE

*To what extent do you agree or disagree with the following statements? I almost always agree with Israel's policies and actions*

| Response                  | Weighted % | n   |
|---------------------------|------------|-----|
| -99, Skipped Question     | 4          | 8   |
| 1, Strongly disagree      | 46         | 373 |
| 2, Somewhat disagree      | 24         | 252 |
| 3, Somewhat agree         | 17         | 117 |
| 4, Strongly agree         | <1         | 18  |
| 5, No opinion or not sure | 8          | 71  |
|                           |            |     |
| Total                     | 100        | 839 |

### ISRKNOW

*To what extent do you agree or disagree with the following statements? I often feel I don't know enough to participate in conversations about Israel*

| Response                  | Weighted % | n   |
|---------------------------|------------|-----|
| -99, Skipped Question     | 4          | 12  |
| 1, Strongly disagree      | 19         | 158 |
| 2, Somewhat disagree      | 32         | 220 |
| 3, Somewhat agree         | 30         | 303 |
| 4, Strongly agree         | 10         | 102 |
| 5, No opinion or not sure | 5          | 44  |
|                           |            |     |
| Total                     | 100        | 839 |

### ISRWELC

*To what extent do you agree or disagree with the following statements? I often feel my views about Israel are unwelcome in Jewish settings*

| Response                  | Weighted % | n   |
|---------------------------|------------|-----|
| -99, Skipped Question     | 4          | 11  |
| 1, Strongly disagree      | 11         | 145 |
| 2, Somewhat disagree      | 26         | 196 |
| 3, Somewhat agree         | 30         | 221 |
| 4, Strongly agree         | 14         | 88  |
| 5, No opinion or not sure | 16         | 178 |
|                           |            |     |
| Total                     | 100        | 839 |

## ISREQUAL

*To what extent do you agree or disagree with the following statements? I consider it important that Israel give equal recognition to Jews of all denominations*

| Response                  | Weighted % | n   |
|---------------------------|------------|-----|
| -99, Skipped Question     | 4          | 7   |
| 1, Strongly disagree      | 2          | 16  |
| 2, Somewhat disagree      | <1         | 7   |
| 3, Somewhat agree         | 14         | 77  |
| 4, Strongly agree         | 71         | 684 |
| 5, No opinion or not sure | 8          | 48  |
| Total                     | 100        | 839 |

## ISRNEWS

*How closely do you follow news about Israel?*

| Response              | Weighted % | n   |
|-----------------------|------------|-----|
| -99, Skipped Question | <1         | 1   |
| 1, Not at all closely | 7          | 51  |
| 2, Not too closely    | 33         | 230 |
| 3, Somewhat closely   | 48         | 426 |
| 4, Very closely       | 13         | 131 |
| Total                 | 100        | 839 |

## ORGANIZATIONS

### ORGMEMJCC /\

*Are you or anyone in your household a member of the JCC of Greater Ann Arbor?*

| Response | Weighted % | n   |
|----------|------------|-----|
| 0, No    | 95         | 624 |
| 1, Yes   | 5          | 236 |
| Total    | 100        | 860 |

### ORGMEM /\

*Aside from congregations and the JCC, are you or anyone in your household a member of any Jewish organizations or clubs? (e.g., Hadassah, AJC, ADL, AIPAC, Jstreet, NCJW, Bend the Arc)*

| Response              | Weighted % | n   |
|-----------------------|------------|-----|
| -99, Skipped Question | <1         | 1   |
| 0, No                 | 78         | 590 |
| 1, Yes                | 22         | 269 |
| Total                 | 100        | 860 |



**ORGGROUPS / ^\**

*Do you or anyone in your household belong to an informal or grassroots Jewish group in the Washtenaw County area (e.g., social chavurah, Jewish book club, pre-school parent group)?*

| Response              | Weighted % | n   |
|-----------------------|------------|-----|
| -99, Skipped Question | <1         | 7   |
| 0, No                 | 88         | 704 |
| 1, Yes                | 11         | 149 |
| Total                 | 100        | 860 |

**ORGFREQ**

*In the past year, how often did you participate in any program with a Jewish organization, whether in person or online, aside from religious services?*

| Response              | Weighted % | n   |
|-----------------------|------------|-----|
| -99, Skipped Question | <1         | 2   |
| 0, Never              | 37         | 253 |
| 1, Rarely             | 28         | 217 |
| 2, Sometimes          | 26         | 217 |
| 3, Often              | 9          | 149 |
| Total                 | 100        | 838 |

**ORGPROGED**

*Over the past year, have you attended any of the following types of activities organized by a Jewish or non-Jewish organization, whether in person or online? Primarily educational (class or lecture)*

| Response   | Weighted % | n   |
|--|------------|-----|
| -99, Skipped Question                                    | 9          | 17  |
| 0, Did not attend this type of program                   | 42         | 163 |
| 1, Sponsored by Jewish organizations                     | 17         | 149 |
| 2, Sponsored by non-Jewish organizations                 | 16         | 68  |
| 3, Sponsored by both Jewish and non-Jewish organizations | 17         | 183 |
| Total  | 100        | 580 |

### ORGPROGCUL

*Over the past year, have you attended any of the following types of activities organized by a Jewish or non-Jewish organization, whether in person or online? Primarily cultural (concert, theater, film, museum)*

| Response   | Weighted % | n   |
|--|------------|-----|
| -99, Skipped Question                                    | 9          | 23  |
| 0, Did not attend this type of program                   | 42         | 151 |
| 1, Sponsored by Jewish organizations                     | 6          | 85  |
| 2, Sponsored by non-Jewish organizations                 | 22         | 152 |
| 3, Sponsored by both Jewish and non-Jewish organizations | 21         | 169 |
| Total  | 100        | 580 |

### ORGPROGREL

*Over the past year, have you attended any of the following types of activities organized by a Jewish or non-Jewish organization, whether in person or online? Primarily religious (aside from a religious service) such as a holiday celebration*

| Response   | Weighted % | n   |
|--|------------|-----|
| -99, Skipped Question                                    | 7          | 24  |
| 0, Did not attend this type of program                   | 38         | 222 |
| 1, Sponsored by Jewish organizations                     | 50         | 279 |
| 2, Sponsored by non-Jewish organizations                 | 2          | 15  |
| 3, Sponsored by both Jewish and non-Jewish organizations | 4          | 40  |
| Total  | 100        | 580 |

### ORGPROGOUT

*Over the past year, have you attended any of the following types of activities organized by a Jewish or non-Jewish organization, whether in person or online? Primarily outdoors or active (sports league, hiking)*

| Response   | Weighted % | n   |
|--|------------|-----|
| -99, Skipped Question                                    | 10         | 32  |
| 0, Did not attend this type of program                   | 68         | 398 |
| 1, Sponsored by Jewish organizations                     | 3          | 20  |
| 2, Sponsored by non-Jewish organizations                 | 15         | 101 |
| 3, Sponsored by both Jewish and non-Jewish organizations | 4          | 29  |
| Total  | 100        | 580 |

### ORGPROGSOC

*Over the past year, have you attended any of the following types of activities organized by a Jewish or non-Jewish organization, whether in person or online? Primarily social (bar night, party, dance)*

| Response   | Weighted % | n   |
|--|------------|-----|
| -99, Skipped Question                                    | 7          | 27  |
| 0, Did not attend this type of program                   | 61         | 395 |
| 1, Sponsored by Jewish organizations                     | 14         | 52  |
| 2, Sponsored by non-Jewish organizations                 | 9          | 63  |
| 3, Sponsored by both Jewish and non-Jewish organizations | 9          | 43  |
| Total  | 100        | 580 |

### ORGPROGSA

*Over the past year, have you attended any of the following types of activities organized by a Jewish or non-Jewish organization, whether in person or online? Primarily social action (volunteering, fundraising)*

| Response   | Weighted % | n   |
|--|------------|-----|
| -99, Skipped Question                                    | 9          | 18  |
| 0, Did not attend this type of program                   | 54         | 221 |
| 1, Sponsored by Jewish organizations                     | 11         | 108 |
| 2, Sponsored by non-Jewish organizations                 | 15         | 102 |
| 3, Sponsored by both Jewish and non-Jewish organizations | 10         | 131 |
| Total  | 100        | 580 |

### ORGPROGPOL

*Over the past year, have you attended any of the following types of activities organized by a Jewish or non-Jewish organization, whether in person or online? Primarily political (rally or march)*

| Response   | Weighted % | n   |
|--|------------|-----|
| -99, Skipped Question                                    | 9          | 24  |
| 0, Did not attend this type of program                   | 71         | 331 |
| 1, Sponsored by Jewish organizations                     | 2          | 29  |
| 2, Sponsored by non-Jewish organizations                 | 10         | 120 |
| 3, Sponsored by both Jewish and non-Jewish organizations | 8          | 76  |
| Total  | 100        | 580 |

### ORGPLOGOTH

*Over the past year, have you attended any of the following types of activities organized by a Jewish or non-Jewish organization, whether in person or online? Something else*

| Response   | Weighted % | n   |
|--|------------|-----|
| -99, Skipped Question                                    | 23         | 194 |
| 0, Did not attend this type of program                   | 72         | 329 |
| 1, Sponsored by Jewish organizations                     | 3          | 28  |
| 2, Sponsored by non-Jewish organizations                 | <1         | 14  |
| 3, Sponsored by both Jewish and non-Jewish organizations | 1          | 15  |
| Total  | 100        | 580 |

### ORGPLOGOTH\_OTXT

*Over the past year, have you attended any of the following types of activities organized by a Jewish or non-Jewish organization, whether in person or online? Something else*

42 responses

### ORGJCC

*In the past year, did you ever participate in activities sponsored by any of the following organizations, whether in person or online? Jewish Community Center of Greater Ann Arbor (e.g. Jewish Book Festival, Jewish Film Festival)*

| Response              | Weighted % | n   |
|-----------------------|------------|-----|
| -99, Skipped Question | 7          | 10  |
| 0, Not selected       | 78         | 317 |
| 1, Selected           | 16         | 253 |
| Total                 | 100        | 580 |

### ORGJFS

*In the past year, did you ever participate in activities sponsored by any of the following organizations, whether in person or online? Jewish Family Service of Washtenaw County*

| Response              | Weighted % | n   |
|-----------------------|------------|-----|
| -99, Skipped Question | 7          | 10  |
| 0, Not selected       | 84         | 384 |
| 1, Selected           | 9          | 186 |
| Total                 | 100        | 580 |

### ORGFED

*In the past year, did you ever participate in activities sponsored by any of the following organizations, whether in person or online? Jewish Federation of Greater Ann Arbor (e.g, Main Event, Maimonides Society)*

| Response              | Weighted % | n   |
|-----------------------|------------|-----|
|                       |            |     |
| -99, Skipped Question | 7          | 10  |
| 0, Not selected       | 77         | 404 |
| 1, Selected           | 16         | 166 |
|                       |            |     |
| Total                 | 100        | 580 |

### ORGSYN

*In the past year, did you ever participate in activities sponsored by any of the following organizations, whether in person or online? A congregation or synagogue in the Washtenaw County area (aside from religious services)*

| Response              | Weighted % | n   |
|-----------------------|------------|-----|
|                       |            |     |
| -99, Skipped Question | 7          | 10  |
| 0, Not selected       | 65         | 260 |
| 1, Selected           | 28         | 310 |
|                       |            |     |
| Total                 | 100        | 580 |

### ORGCHABAD

*In the past year, did you ever participate in activities sponsored by any of the following organizations, whether in person or online? Chabad of Greater Ann Arbor*

| Response              | Weighted % | n   |
|-----------------------|------------|-----|
|                       |            |     |
| -99, Skipped Question | 7          | 10  |
| 0, Not selected       | 87         | 512 |
| 1, Selected           | 6          | 58  |
|                       |            |     |
| Total                 | 100        | 580 |

### ORGHILLEL

*In the past year, did you ever participate in activities sponsored by any of the following organizations, whether in person or online? University-sponsored program (e.g, Hillel, EMU Center for Jewish Studies, Frankel Center for Judaic Studies, Jewish Communal Leadership Program)*

| Response              | Weighted % | n   |
|-----------------------|------------|-----|
|                       |            |     |
| -99, Skipped Question | 7          | 10  |
| 0, Not selected       | 55         | 431 |
| 1, Selected           | 39         | 139 |
|                       |            |     |
| Total                 | 100        | 580 |

**ORGDETROIT**

*In the past year, did you ever participate in activities sponsored by any of the following organizations, whether in person or online? Jewish organizations in Metro Detroit*

| Response              | Weighted % | n   |
|-----------------------|------------|-----|
| -99, Skipped Question | 7          | 10  |
| 0, Not selected       | 77         | 473 |
| 1, Selected           | 17         | 97  |
| Total                 | 100        | 580 |

**ORGOUTSIDE**

*In the past year, did you ever participate in activities sponsored by any of the following organizations, whether in person or online? Organizations outside the local region such as National Jewish Women's Archive, The Streicker Center, URJ, JTS, Hadassah, etc*

| Response              | Weighted % | n   |
|-----------------------|------------|-----|
| -99, Skipped Question | 7          | 10  |
| 0, Not selected       | 77         | 462 |
| 1, Selected           | 16         | 108 |
| Total                 | 100        | 580 |

**ORGOTH**

*In the past year, did you ever participate in activities sponsored by any of the following organizations, whether in person or online? Other*

| Response              | Weighted % | n   |
|-----------------------|------------|-----|
| -99, Skipped Question | 7          | 10  |
| 0, Not selected       | 78         | 519 |
| 1, Selected           | 16         | 51  |
| Total                 | 100        | 580 |

**ORGNONE**

*In the past year, did you ever participate in activities sponsored by any of the following organizations, whether in person or online? None of these*

| Response              | Weighted % | n   |
|-----------------------|------------|-----|
| -99, Skipped Question | 7          | 10  |
| 0, Not selected       | 81         | 512 |
| 1, Selected           | 13         | 58  |
| Total                 | 100        | 580 |

### ORGOTH\_OTXT

*In the past year, did you ever participate in activities sponsored by any of the following organizations, whether in person or online? Other*

46 responses

### VOLANY

*Over the past year, did you volunteer for or with any organizations?*

| Response   | Weighted % | n   |
|--|------------|-----|
|  |            |     |
| -99, Skipped Question                            | 3          | 7   |
| 0, Did not volunteer                             | 52         | 332 |
| 1, Yes, both Jewish and non-Jewish organizations | 12         | 226 |
| 2, Yes, Jewish organizations only                | 7          | 78  |
| 3, Yes, non-Jewish organizations only            | 25         | 183 |
| 77, Don't know                                   | 1          | 9   |
|  |            |     |
| Total  | 100        | 835 |

### ACTTALK

*In the past year, how often did you participate in the following activities, either on your own or with an organization?*

*Talked with family or friends about Jewish topics*

| Response              | Weighted % | n   |
|-----------------------|------------|-----|
|                       |            |     |
| -99, Skipped Question | 3          | 2   |
| 0, Never              | 2          | 15  |
| 1, Rarely             | 10         | 80  |
| 2, Sometimes          | 48         | 378 |
| 3, Often              | 37         | 359 |
|                       |            |     |
| Total                 | 100        | 834 |

### ACTREAD

*In the past year, how often did you participate in the following activities, either on your own or with an organization?*

*Read Jewish publications including articles, magazines, and newsletters from a Jewish organization*

| Response              | Weighted % | n   |
|-----------------------|------------|-----|
|                       |            |     |
| -99, Skipped Question | 3          | 4   |
| 0, Never              | 17         | 70  |
| 1, Rarely             | 24         | 139 |
| 2, Sometimes          | 23         | 312 |
| 3, Often              | 33         | 309 |
|                       |            |     |
| Total                 | 100        | 834 |

### ACTCULT

*In the past year, how often did you participate in the following activities, either on your own or with an organization?  
Read books, watched movies or TV, or listened to music that is Jewish-focused*

| Response              | Weighted % | n   |
|-----------------------|------------|-----|
| -99, Skipped Question | 3          | 4   |
| 0, Never              | 15         | 61  |
| 1, Rarely             | 24         | 181 |
| 2, Sometimes          | 31         | 377 |
| 3, Often              | 27         | 211 |
| Total                 | 100        | 834 |

### ACTFOOD

*In the past year, how often did you participate in the following activities, either on your own or with an organization?  
Ate Jewish foods, aside from Shabbat and holiday meals*

| Response              | Weighted % | n   |
|-----------------------|------------|-----|
| -99, Skipped Question | 4          | 12  |
| 0, Never              | 10         | 46  |
| 1, Rarely             | 12         | 139 |
| 2, Sometimes          | 44         | 404 |
| 3, Often              | 30         | 233 |
| Total                 | 100        | 834 |

### ACTTEXT

*In the past year, how often did you participate in the following activities, either on your own or with an organization?  
Studied or learned Jewish texts*

| Response              | Weighted % | n   |
|-----------------------|------------|-----|
| -99, Skipped Question | 4          | 10  |
| 0, Never              | 51         | 380 |
| 1, Rarely             | 19         | 199 |
| 2, Sometimes          | 12         | 141 |
| 3, Often              | 14         | 104 |
| Total                 | 100        | 834 |



### ACTSM

*In the past year, how often did you participate in the following activities, either on your own or with an organization?  
Read or posted on social media about Jewish life and being Jewish*

| Response              | Weighted % | n   |
|-----------------------|------------|-----|
| -99, Skipped Question | 3          | 9   |
| 0, Never              | 45         | 392 |
| 1, Rarely             | 21         | 174 |
| 2, Sometimes          | 11         | 161 |
| 3, Often              | 20         | 98  |
| Total                 | 100        | 834 |

### ORGCOMFKNOW

*Which of the following makes you feel welcome and comfortable at Jewish events? When you know other people there*

| Response              | Weighted % | n   |
|-----------------------|------------|-----|
| -99, Skipped Question | 5          | 15  |
| 0, Not selected       | 11         | 105 |
| 1, Selected           | 84         | 714 |
| Total                 | 100        | 834 |

### ORGCOMFREE

*Which of the following makes you feel welcome and comfortable at Jewish events? When you see yourself reflected in the people who attend*

| Response              | Weighted % | n   |
|-----------------------|------------|-----|
| -99, Skipped Question | 5          | 15  |
| 0, Not selected       | 50         | 396 |
| 1, Selected           | 45         | 423 |
| Total                 | 100        | 834 |

### ORGCOMFDIV

*Which of the following makes you feel welcome and comfortable at Jewish events? When people with diverse backgrounds attend*

| Response              | Weighted % | n   |
|-----------------------|------------|-----|
| -99, Skipped Question | 5          | 15  |
| 0, Not selected       | 51         | 408 |
| 1, Selected           | 44         | 411 |
| Total                 | 100        | 834 |

**ORGCOMFRIT***Which of the following makes you feel welcome and comfortable at Jewish events? When Jewish rituals are explained*

| Response              | Weighted % | n   |
|-----------------------|------------|-----|
| -99, Skipped Question | 5          | 15  |
| 0, Not selected       | 60         | 551 |
| 1, Selected           | 35         | 268 |
| Total                 | 100        | 834 |

**ORGCOMFREL***Which of the following makes you feel welcome and comfortable at Jewish events? When events have no religious components*

| Response              | Weighted % | n   |
|-----------------------|------------|-----|
| -99, Skipped Question | 5          | 15  |
| 0, Not selected       | 74         | 660 |
| 1, Selected           | 21         | 159 |
| Total                 | 100        | 834 |

**ORGCOMFINV***Which of the following makes you feel welcome and comfortable at Jewish events? When someone personally invites you*

| Response              | Weighted % | n   |
|-----------------------|------------|-----|
| -99, Skipped Question | 5          | 15  |
| 0, Not selected       | 40         | 258 |
| 1, Selected           | 55         | 561 |
| Total                 | 100        | 834 |

**ORGCOMFLEAD***Which of the following makes you feel welcome and comfortable at Jewish events? When you are encouraged to take a leadership role*

| Response              | Weighted % | n   |
|-----------------------|------------|-----|
| -99, Skipped Question | 5          | 15  |
| 0, Not selected       | 89         | 723 |
| 1, Selected           | 6          | 96  |
| Total                 | 100        | 834 |

**ORGCOMFEXP**

*Which of the following makes you feel welcome and comfortable at Jewish events? When policies around inclusion and diversity are made explicit*

| Response              | Weighted % | n   |
|-----------------------|------------|-----|
| -99, Skipped Question | 5          | 15  |
| 0, Not selected       | 58         | 552 |
| 1, Selected           | 37         | 267 |
| Total                 | 100        | 834 |

**ORGCOMFOTH**

*Which of the following makes you feel welcome and comfortable at Jewish events? Other*

| Response              | Weighted % | n   |
|-----------------------|------------|-----|
| -99, Skipped Question | 5          | 15  |
| 0, Not selected       | 91         | 770 |
| 1, Selected           | 4          | 49  |
| Total                 | 100        | 834 |

**ORGCOMFNONE**

*Which of the following makes you feel welcome and comfortable at Jewish events? None of these*

| Response              | Weighted % | n   |
|-----------------------|------------|-----|
| -99, Skipped Question | 5          | 15  |
| 0, Not selected       | 92         | 790 |
| 1, Selected           | 3          | 29  |
| Total                 | 100        | 834 |

**ORGCOMFOTH\_OTXT**

*Which of the following makes you feel welcome and comfortable at Jewish events? Other*

47 responses

**ORGREACHDO**

*In the past year, has anyone from a Jewish organization personally reached out to you in order to... Find out how are you doing*

| Response              | Weighted % | n   |
|-----------------------|------------|-----|
| -99, Skipped Question | 4          | 11  |
| 0, Not selected       | 79         | 612 |
| 1, Selected           | 17         | 210 |
| Total                 | 100        | 833 |

### ORGREACHINV

*In the past year, has anyone from a Jewish organization personally reached out to you in order to... Invite you to participate in a program or activity*

| Response              | Weighted % | n   |
|-----------------------|------------|-----|
| -99, Skipped Question | 4          | 11  |
| 0, Not selected       | 65         | 491 |
| 1, Selected           | 31         | 331 |
| Total                 | 100        | 833 |

### ORGREACHASS

*In the past year, has anyone from a Jewish organization personally reached out to you in order to... Offer or provide assistance, whether or not you need any*

| Response              | Weighted % | n   |
|-----------------------|------------|-----|
| -99, Skipped Question | 4          | 11  |
| 0, Not selected       | 90         | 719 |
| 1, Selected           | 6          | 103 |
| Total                 | 100        | 833 |

### ORGREACHFIN

*In the past year, has anyone from a Jewish organization personally reached out to you in order to... Ask you for a financial donation*

| Response              | Weighted % | n   |
|-----------------------|------------|-----|
| -99, Skipped Question | 4          | 11  |
| 0, Not selected       | 54         | 383 |
| 1, Selected           | 42         | 439 |
| Total                 | 100        | 833 |

### ORGREACHLEAD

*In the past year, has anyone from a Jewish organization personally reached out to you in order to... Ask you to serve on a committee and/ or in a leadership role*

| Response              | Weighted % | n   |
|-----------------------|------------|-----|
| -99, Skipped Question | 4          | 11  |
| 0, Not selected       | 82         | 621 |
| 1, Selected           | 14         | 201 |
| Total                 | 100        | 833 |

### ORGREACHOTH

*In the past year, has anyone from a Jewish organization personally reached out to you in order to... Other*

| Response              | Weighted % | n   |
|-----------------------|------------|-----|
| -99, Skipped Question | 4          | 11  |
| 0, Not selected       | 95         | 799 |
| 1, Selected           | <1         | 23  |
| Total                 | 100        | 833 |

### ORGREACHNONE

*In the past year, has anyone from a Jewish organization personally reached out to you in order to... None of these*

| Response              | Weighted % | n   |
|-----------------------|------------|-----|
| -99, Skipped Question | 4          | 11  |
| 0, Not selected       | 54         | 568 |
| 1, Selected           | 43         | 254 |
| Total                 | 100        | 833 |

### ORGREACHOTH\_OTXT

*In the past year, has anyone from a Jewish organization personally reached out to you in order to... Other*  
20 responses

### PHILANTHROPY

#### CHARANY /^\

*Over the past year, did you or your [spouse/partner] make any charitable donations?*

| Response  | Weighted % | n   |
|---|------------|-----|
| -99, Skipped Question                               | 3          | 4   |
| 0, No charitable donations                          | 18         | 42  |
| 1, Yes, to Jewish and non-Jewish organizations only | 42         | 638 |
| 2, Yes, to Jewish organizations only                | 3          | 21  |
| 3, Yes, to non-Jewish organizations only            | 32         | 134 |
| 77, Don't know                                      | 2          | 15  |
| Total   | 100        | 854 |

**CHARJORG / ^\***Approximately how much of your charitable donations went to Jewish organizations?*

| Response               | Weighted % | n   |
|------------------------|------------|-----|
| -99, Skipped Question  | 1          | 7   |
| 1, Less than 25%       | 46         | 173 |
| 2, Between 25% and 50% | 20         | 187 |
| 3, Between 50% and 75% | 17         | 135 |
| 4, More than 75%       | 8          | 96  |
| 77, Don't know         | 8          | 40  |
| Total                  | 100        | 638 |

**CHARFED / ^\***Over the past year, have you or your [spouse/partner] made a charitable contribution to the Jewish Federation of Greater Ann Arbor?*

| Response              | Weighted % | n   |
|-----------------------|------------|-----|
| -99, Skipped Question | <1         | 6   |
| 0, No                 | 86         | 454 |
| 1, Yes                | 9          | 341 |
| 77, Don't know        | 5          | 49  |
| Total                 | 100        | 850 |

**CHARCLIFE***Thinking about the causes that you might volunteer for or donate to, which of the following are most important to you? Jewish identity, education & engagement (including Jewish summer camps, Israel programs, Hillel, etc.)*

| Response              | Weighted % | n   |
|-----------------------|------------|-----|
| -99, Skipped Question | 4          | 9   |
| 0, Not selected       | 71         | 571 |
| 1, Selected           | 25         | 250 |
| Total                 | 100        | 830 |

**CHARCEDU***Thinking about the causes that you might volunteer for or donate to, which of the following are most important to you? General education, including higher education*

| Response              | Weighted % | n   |
|-----------------------|------------|-----|
| -99, Skipped Question | 4          | 9   |
| 0, Not selected       | 69         | 559 |
| 1, Selected           | 27         | 262 |
| Total                 | 100        | 830 |

### CHARCWORLD

*Thinking about the causes that you might volunteer for or donate to, which of the following are most important to you?  
Support for the vulnerable in the global Jewish community*

| Response              | Weighted % | n   |
|-----------------------|------------|-----|
|                       |            |     |
| -99, Skipped Question | 4          | 9   |
| 0, Not selected       | 72         | 550 |
| 1, Selected           | 24         | 271 |
|                       |            |     |
| Total                 | 100        | 830 |

### CHARCCOM

*Thinking about the causes that you might volunteer for or donate to, which of the following are most important to you?  
Support for the vulnerable in the local community (e.g., refugee resettlement, food insecurity, aging services)*

| Response              | Weighted % | n   |
|-----------------------|------------|-----|
|                       |            |     |
| -99, Skipped Question | 4          | 9   |
| 0, Not selected       | 38         | 257 |
| 1, Selected           | 58         | 564 |
|                       |            |     |
| Total                 | 100        | 830 |

### CHARCHUM

*Thinking about the causes that you might volunteer for or donate to, which of the following are most important to you?  
Health and human services (e.g., homelessness, poverty, mental health, domestic abuse)*

| Response              | Weighted % | n   |
|-----------------------|------------|-----|
|                       |            |     |
| -99, Skipped Question | 4          | 9   |
| 0, Not selected       | 39         | 297 |
| 1, Selected           | 57         | 524 |
|                       |            |     |
| Total                 | 100        | 830 |

### CHARCSOJUS

*Thinking about the causes that you might volunteer for or donate to, which of the following are most important to you?  
Social justice (e.g., economic, racial)*

| Response              | Weighted % | n   |
|-----------------------|------------|-----|
|                       |            |     |
| -99, Skipped Question | 4          | 9   |
| 0, Not selected       | 38         | 289 |
| 1, Selected           | 58         | 532 |
|                       |            |     |
| Total                 | 100        | 830 |

### CHARCSYN

*Thinking about the causes that you might volunteer for or donate to, which of the following are most important to you?  
Congregation or synagogue (not including dues and tuition)*

| Response              | Weighted % | n   |
|-----------------------|------------|-----|
|                       |            |     |
| -99, Skipped Question | 4          | 9   |
| 0, Not selected       | 74         | 526 |
| 1, Selected           | 22         | 295 |
|                       |            |     |
| Total                 | 100        | 830 |

### CHARCANTI

*Thinking about the causes that you might volunteer for or donate to, which of the following are most important to you?  
Combating antisemitism*

| Response              | Weighted % | n   |
|-----------------------|------------|-----|
|                       |            |     |
| -99, Skipped Question | 4          | 9   |
| 0, Not selected       | 52         | 381 |
| 1, Selected           | 44         | 440 |
|                       |            |     |
| Total                 | 100        | 830 |

### CHARCHOL

*Thinking about the causes that you might volunteer for or donate to, which of the following are most important to you?  
Holocaust awareness and education*

| Response              | Weighted % | n   |
|-----------------------|------------|-----|
|                       |            |     |
| -99, Skipped Question | 4          | 9   |
| 0, Not selected       | 63         | 544 |
| 1, Selected           | 33         | 277 |
|                       |            |     |
| Total                 | 100        | 830 |

### CHARCISR

*Thinking about the causes that you might volunteer for or donate to, which of the following are most important to you?  
Israel-related*

| Response              | Weighted % | n   |
|-----------------------|------------|-----|
|                       |            |     |
| -99, Skipped Question | 4          | 9   |
| 0, Not selected       | 83         | 650 |
| 1, Selected           | 13         | 171 |
|                       |            |     |
| Total                 | 100        | 830 |



### CHARCSEC

Thinking about the causes that you might volunteer for or donate to, which of the following are most important to you?  
Security and safety in Jewish spaces

| Response              | Weighted % | n   |
|-----------------------|------------|-----|
|                       |            |     |
| -99, Skipped Question | 4          | 9   |
| 0, Not selected       | 72         | 557 |
| 1, Selected           | 24         | 264 |
|                       |            |     |
| Total                 | 100        | 830 |

### CHARCART

Thinking about the causes that you might volunteer for or donate to, which of the following are most important to you?  
Arts & culture

| Response              | Weighted % | n   |
|-----------------------|------------|-----|
|                       |            |     |
| -99, Skipped Question | 4          | 9   |
| 0, Not selected       | 69         | 492 |
| 1, Selected           | 27         | 329 |
|                       |            |     |
| Total                 | 100        | 830 |

### CHARCENV

Thinking about the causes that you might volunteer for or donate to, which of the following are most important to you?  
Protecting the environment

| Response              | Weighted % | n   |
|-----------------------|------------|-----|
|                       |            |     |
| -99, Skipped Question | 4          | 9   |
| 0, Not selected       | 53         | 387 |
| 1, Selected           | 43         | 434 |
|                       |            |     |
| Total                 | 100        | 830 |

### CHARCOTH

Thinking about the causes that you might volunteer for or donate to, which of the following are most important to you?  
Other

| Response              | Weighted % | n   |
|-----------------------|------------|-----|
|                       |            |     |
| -99, Skipped Question | 4          | 9   |
| 0, Not selected       | 86         | 774 |
| 1, Selected           | 10         | 47  |
|                       |            |     |
| Total                 | 100        | 830 |

### CHARCNONE

*Thinking about the causes that you might volunteer for or donate to, which of the following are most important to you?*  
*None of these*

| Response              | Weighted % | n   |
|-----------------------|------------|-----|
| -99, Skipped Question | 4          | 9   |
| 0, Not selected       | 95         | 805 |
| 1, Selected           | <1         | 16  |
| Total                 | 100        | 830 |

### CHARCOTH\_OTXT

*Thinking about the causes that you might volunteer for or donate to, which of the following are most important to you?*  
*Other*  
45 responses

### HEALTH AND WELL BEING

#### HLRESPNH

*Do you currently reside in an assisted living facility, nursing home, or an independent senior living building or community?*

| Response              | Weighted % | n   |
|-----------------------|------------|-----|
| -99, Skipped Question | <1         | 1   |
| 0, No                 | 97         | 429 |
| 1, Yes                | 2          | 17  |
| Total                 | 100        | 447 |

#### HLPLANSTAY

*Thinking about your plans for the future as your needs change, which of the following are you considering? Stay in your current home and age in place*

| Response              | Weighted % | n   |
|-----------------------|------------|-----|
| -99, Skipped Question | 12         | 27  |
| 0, Not Selected       | 6          | 42  |
| 1, Selected           | 81         | 295 |
| Total                 | 100        | 364 |

### HLPLANDOWN

*Thinking about your plans for the future as your needs change, which of the following are you considering? Move to a smaller home, condo, or apartment*

| Response              | Weighted % | n   |
|-----------------------|------------|-----|
|                       |            |     |
| -99, Skipped Question | 12         | 27  |
| 0, Not Selected       | 57         | 235 |
| 1, Selected           | 30         | 102 |
|                       |            |     |
| Total                 | 100        | 364 |

### HLPLANNH

*Thinking about your plans for the future as your needs change, which of the following are you considering? Move to assisted living or a nursing home*

| Response              | Weighted % | n   |
|-----------------------|------------|-----|
|                       |            |     |
| -99, Skipped Question | 12         | 27  |
| 0, Not Selected       | 83         | 299 |
| 1, Selected           | 4          | 38  |
|                       |            |     |
| Total                 | 100        | 364 |

### HLPLANRET

*Thinking about your plans for the future as your needs change, which of the following are you considering? Move to an independent senior living building or retirement community*

| Response              | Weighted % | n   |
|-----------------------|------------|-----|
|                       |            |     |
| -99, Skipped Question | 12         | 27  |
| 0, Not Selected       | 64         | 261 |
| 1, Selected           | 24         | 76  |
|                       |            |     |
| Total                 | 100        | 364 |

### HLPLANFAM

*Thinking about your plans for the future as your needs change, which of the following are you considering? Move in with family/ caregivers*

| Response              | Weighted % | n   |
|-----------------------|------------|-----|
|                       |            |     |
| -99, Skipped Question | 12         | 27  |
| 0, Not Selected       | 86         | 327 |
| 1, Selected           | 2          | 10  |
|                       |            |     |
| Total                 | 100        | 364 |

### HLPLANMOVE

*Thinking about your plans for the future as your needs change, which of the following are you considering? Move away from the Washtenaw County area to be closer to family/caregivers*

| Response              | Weighted % | n   |
|-----------------------|------------|-----|
|                       |            |     |
| -99, Skipped Question | 12         | 27  |
| 0, Not Selected       | 66         | 269 |
| 1, Selected           | 22         | 68  |
|                       |            |     |
| Total                 | 100        | 364 |

### HLPLANOTH

*Thinking about your plans for the future as your needs change, which of the following are you considering? Other*

| Response              | Weighted % | n   |
|-----------------------|------------|-----|
|                       |            |     |
| -99, Skipped Question | 12         | 27  |
| 0, Not Selected       | 86         | 330 |
| 1, Selected           | 2          | 7   |
|                       |            |     |
| Total                 | 100        | 364 |

### HLPLANOTH\_OTXT

*Thinking about your plans for the future as your needs change, which of the following are you considering? Other*  
7 responses

### HLCONCFAM

*Thinking about your plans for the future as your needs change, how concerned are you about each of the following?  
Having relatives or friends nearby to help take care of your needs*

| Response                | Weighted % | n   |
|-------------------------|------------|-----|
|                         |            |     |
| 1, Not at all concerned | 8          | 37  |
| 2, Not too concerned    | 30         | 88  |
| 3, Somewhat concerned   | 50         | 118 |
| 4, Very concerned       | 12         | 66  |
|                         |            |     |
| Total                   | 100        | 309 |

### HLCONCFIN

*Thinking about your plans for the future as your needs change, how concerned are you about each of the following?  
Your finances*

| Response                | Weighted % | n   |
|-------------------------|------------|-----|
| -99, Skipped Question   | <1         | 3   |
| 1, Not at all concerned | 15         | 96  |
| 2, Not too concerned    | 58         | 132 |
| 3, Somewhat concerned   | 23         | 54  |
| 4, Very concerned       | 2          | 24  |
| Total                   | 100        | 309 |

### HLCONCPHY

*Thinking about your plans for the future as your needs change, how concerned are you about each of the following?  
Your physical and mental health*

| Response                | Weighted % | n   |
|-------------------------|------------|-----|
| -99, Skipped Question   | 4          | 6   |
| 1, Not at all concerned | 2          | 18  |
| 2, Not too concerned    | 29         | 99  |
| 3, Somewhat concerned   | 50         | 139 |
| 4, Very concerned       | 15         | 47  |
| Total                   | 100        | 309 |

### HLCONCLON

*Thinking about your plans for the future as your needs change, how concerned are you about each of the following?  
Feeling isolated*

| Response                | Weighted % | n   |
|-------------------------|------------|-----|
| -99, Skipped Question   | 2          | 8   |
| 1, Not at all concerned | 15         | 71  |
| 2, Not too concerned    | 34         | 116 |
| 3, Somewhat concerned   | 37         | 87  |
| 4, Very concerned       | 13         | 27  |
| Total                   | 100        | 309 |

### HLCONCEST

*Thinking about your plans for the future as your needs change, how concerned are you about each of the following?  
Estate planning*

| Response                | Weighted % | n   |
|-------------------------|------------|-----|
| -99, Skipped Question   | <1         | 3   |
| 1, Not at all concerned | 36         | 131 |
| 2, Not too concerned    | 53         | 123 |
| 3, Somewhat concerned   | 10         | 36  |
| 4, Very concerned       | 1          | 16  |
| Total                   | 100        | 309 |

### HLDISANY /^\

*Do you or anyone in your household have a chronic health issue, special need, or disability that limits work, school, or activities?*

| Response              | Weighted % | n   |
|-----------------------|------------|-----|
| -99, Skipped Question | 3          | 11  |
| 0, No                 | 75         | 605 |
| 1, Yes                | 22         | 234 |
| Total                 | 100        | 850 |

### HLDISWHORESP /^\

*Which members of the household are affected by a health issue, special need, or disability? You personally*

| Response              | Weighted % | n   |
|-----------------------|------------|-----|
| -99, Skipped Question | <1         | 5   |
| 0, Not selected       | 47         | 84  |
| 1, Selected           | 52         | 98  |
| Total                 | 100        | 187 |

### HLDISWHOSP /^\

*Which members of the household are affected by a health issue, special need, or disability? Your [spouse/partner]*

| Response              | Weighted % | n   |
|-----------------------|------------|-----|
| -99, Skipped Question | <1         | 5   |
| 0, Not selected       | 64         | 101 |
| 1, Selected           | 35         | 81  |
| Total                 | 100        | 187 |

**HLDISWHOAD /^\**

*Which members of the household are affected by a health issue, special need, or disability? Another adult in the household*

| Response              | Weighted % | n   |
|-----------------------|------------|-----|
| -99, Skipped Question | <1         | 5   |
| 0, Not selected       | 88         | 152 |
| 1, Selected           | 11         | 30  |
| Total                 | 100        | 187 |

**HLDISWHOCH /^\**

*Which members of the household are affected by a health issue, special need, or disability? A child under age 18*

| Response              | Weighted % | n   |
|-----------------------|------------|-----|
| -99, Skipped Question | <1         | 5   |
| 0, Not selected       | 85         | 163 |
| 1, Selected           | 15         | 19  |
| Total                 | 100        | 187 |

**HLDISMENT /^\**

*What health issues, special needs, or disabilities do you or anyone in your household have? Mental or emotional health issues (e.g., depression, bipolar, ADHD, schizophrenia)*

| Response              | Weighted % | n   |
|-----------------------|------------|-----|
| -99, Skipped Question | <1         | 3   |
| 0, Not selected       | 61         | 159 |
| 1, Selected           | 39         | 72  |
| Total                 | 100        | 234 |

**HLDISINT /^\**

*What health issues, special needs, or disabilities do you or anyone in your household have? Developmental or intellectual disability*

| Response              | Weighted % | n   |
|-----------------------|------------|-----|
| -99, Skipped Question | <1         | 3   |
| 0, Not selected       | 71         | 210 |
| 1, Selected           | 29         | 21  |
| Total                 | 100        | 234 |

**HLDISPHYS /^\**

*What health issues, special needs, or disabilities do you or anyone in your household have? Physical disability (e.g., limited mobility, cerebral palsy)*

| Response              | Weighted % | n   |
|-----------------------|------------|-----|
|                       |            |     |
| -99, Skipped Question | <1         | 3   |
| 0, Not selected       | 69         | 135 |
| 1, Selected           | 31         | 96  |
|                       |            |     |
| Total                 | 100        | 234 |

**HLDISCHRON /^\**

*What health issues, special needs, or disabilities do you or anyone in your household have? Chronic illness (e.g., asthma, diabetes, cancer)*

| Response              | Weighted % | n   |
|-----------------------|------------|-----|
|                       |            |     |
| -99, Skipped Question | <1         | 3   |
| 0, Not selected       | 62         | 125 |
| 1, Selected           | 38         | 106 |
|                       |            |     |
| Total                 | 100        | 234 |

**HLDISADD /^\**

*What health issues, special needs, or disabilities do you or anyone in your household have? Substance abuse/addiction*

| Response              | Weighted % | n   |
|-----------------------|------------|-----|
|                       |            |     |
| -99, Skipped Question | <1         | 3   |
| 0, Not selected       | 90         | 223 |
| 1, Selected           | 10         | 8   |
|                       |            |     |
| Total                 | 100        | 234 |

**HLDISDEMENTIA /^\**

*What health issues, special needs, or disabilities do you or anyone in your household have? Dementia, including Alzheimer's Disease*

| Response              | Weighted % | n   |
|-----------------------|------------|-----|
|                       |            |     |
| -99, Skipped Question | <1         | 3   |
| 0, Not selected       | 97         | 217 |
| 1, Selected           | 3          | 14  |
|                       |            |     |
| Total                 | 100        | 234 |



**HLDISCOVID /^\***What health issues, special needs, or disabilities do you or anyone in your household have? Complications related to COVID-19*

| Response              | Weighted % | n   |
|-----------------------|------------|-----|
| -99, Skipped Question | <1         | 3   |
| 0, Not selected       | 99         | 224 |
| 1, Selected           | 1          | 7   |
| Total                 | 100        | 234 |

**HLDISOTH /^\***What health issues, special needs, or disabilities do you or anyone in your household have? Other*

| Response              | Weighted % | n   |
|-----------------------|------------|-----|
| -99, Skipped Question | <1         | 3   |
| 0, Not selected       | 87         | 206 |
| 1, Selected           | 12         | 25  |
| Total                 | 100        | 234 |

**HLDISNONE /^\***What health issues, special needs, or disabilities do you or anyone in your household have? None of these*

| Response              | Weighted % | n   |
|-----------------------|------------|-----|
| -99, Skipped Question | <1         | 3   |
| 0, Not selected       | 99         | 227 |
| 1, Selected           | 1          | 4   |
| Total                 | 100        | 234 |

**HLDISOTH\_OTXT /^\***What health issues, special needs, or disabilities do you or anyone in your household have? Other*

23 responses

**HLDISNEEDS /^\***In the last 3 months, did you and everyone in your household receive adequate services to manage the health issues, special needs, mental health issues, or disabilities?*

| Response                          | Weighted % | n   |
|-----------------------------------|------------|-----|
| -99, Skipped Question             | <1         | 2   |
| 1, Yes, services were adequate    | 54         | 166 |
| 2, No, services were not adequate | 20         | 25  |
| 3, No services needed             | 26         | 41  |
| Total                             | 100        | 234 |

**HLDISNONEEDS / ^\**

*Please describe in what ways the services were not adequate.*

25 responses

**HLPREFJ**

*If you were to need help related to physical or mental health, aging, transportation, finances, or other needs, how important would it be to you that those services be provided by a Jewish organization?*

| Response                | Weighted % | n   |
|-------------------------|------------|-----|
| -99, Skipped Question   | 1          | 5   |
| 1, Not at all important | 35         | 263 |
| 2, Not too important    | 34         | 284 |
| 3, Somewhat important   | 27         | 225 |
| 4, Very important       | 3          | 52  |
| Total                   | 100        | 829 |

**HLDINFOEASY**

*How difficult or easy is it for you to find information you need about services and support provided in the Washtenaw County area Jewish community?*

| Response                         | Weighted % | n   |
|----------------------------------|------------|-----|
| -99, Skipped Question            | 2          | 19  |
| 0, Not interested in this inform | 24         | 156 |
| 1, Very easy                     | 11         | 174 |
| 2, Somewhat easy                 | 39         | 350 |
| 3, Somewhat difficult            | 23         | 106 |
| 4, Very difficult                | 2          | 24  |
| Total                            | 100        | 829 |

**HLSVCMENT / ^\**

*Which of the following services, if any, have you needed in the past year, whether or not you received them? Mental health and counseling*

| Response              | Weighted % | n   |
|-----------------------|------------|-----|
| -99, Skipped Question | 9          | 27  |
| 0, Not selected       | 56         | 571 |
| 1, Selected           | 35         | 251 |
| Total                 | 100        | 849 |

**HLSVCAGE /^\**

*Which of the following services, if any, have you needed in the past year, whether or not you received them? Aging and caregiving needs*

| Response              | Weighted % | n   |
|-----------------------|------------|-----|
| -99, Skipped Question | 9          | 27  |
| 0, Not selected       | 84         | 737 |
| 1, Selected           | 7          | 85  |
| Total                 | 100        | 849 |

**HLSVCTRANS /^\**

*Which of the following services, if any, have you needed in the past year, whether or not you received them? Transportation*

| Response              | Weighted % | n   |
|-----------------------|------------|-----|
| -99, Skipped Question | 9          | 27  |
| 0, Not selected       | 82         | 768 |
| 1, Selected           | 9          | 54  |
| Total                 | 100        | 849 |

**HLSVCHOUS /^\**

*Which of the following services, if any, have you needed in the past year, whether or not you received them? Housing*

| Response              | Weighted % | n   |
|-----------------------|------------|-----|
| -99, Skipped Question | 9          | 27  |
| 0, Not selected       | 90         | 814 |
| 1, Selected           | 2          | 8   |
| Total                 | 100        | 849 |

**HLSVCFOOD /^\**

*Which of the following services, if any, have you needed in the past year, whether or not you received them? Food needs*

| Response              | Weighted % | n   |
|-----------------------|------------|-----|
| -99, Skipped Question | 9          | 27  |
| 0, Not selected       | 84         | 800 |
| 1, Selected           | 7          | 22  |
| Total                 | 100        | 849 |

**HLSVCSOC /^\***Which of the following services, if any, have you needed in the past year, whether or not you received them? Social needs*

| Response              | Weighted % | n   |
|-----------------------|------------|-----|
| -99, Skipped Question | 9          | 27  |
| 0, Not selected       | 79         | 770 |
| 1, Selected           | 12         | 52  |
| Total                 | 100        | 849 |

**HLSVCFIN /^\***Which of the following services, if any, have you needed in the past year, whether or not you received them? Financial support*

| Response              | Weighted % | n   |
|-----------------------|------------|-----|
| -99, Skipped Question | 9          | 27  |
| 0, Not selected       | 83         | 789 |
| 1, Selected           | 8          | 33  |
| Total                 | 100        | 849 |

**HLSVCMED /^\***Which of the following services, if any, have you needed in the past year, whether or not you received them? Medical support*

| Response              | Weighted % | n   |
|-----------------------|------------|-----|
| -99, Skipped Question | 9          | 27  |
| 0, Not selected       | 81         | 707 |
| 1, Selected           | 11         | 115 |
| Total                 | 100        | 849 |

**HLSVCEMP /^\***Which of the following services, if any, have you needed in the past year, whether or not you received them? Employment assistance*

| Response              | Weighted % | n   |
|-----------------------|------------|-----|
| -99, Skipped Question | 9          | 27  |
| 0, Not selected       | 89         | 805 |
| 1, Selected           | 3          | 17  |
| Total                 | 100        | 849 |

**HLSVCINT /^\**

*Which of the following services, if any, have you needed in the past year, whether or not you received them? Interpreter services*

| Response              | Weighted % | n   |
|-----------------------|------------|-----|
| -99, Skipped Question | 9          | 27  |
| 0, Not selected       | 91         | 821 |
| 1, Selected           | <1         | 1   |
| Total                 | 100        | 849 |

**HLSVCOTH /^\**

*Which of the following services, if any, have you needed in the past year, whether or not you received them? Other*

| Response              | Weighted % | n   |
|-----------------------|------------|-----|
| -99, Skipped Question | 9          | 27  |
| 0, Not selected       | 90         | 811 |
| 1, Selected           | 1          | 11  |
| Total                 | 100        | 849 |

**HLSVCNONE /^\**

*Which of the following services, if any, have you needed in the past year, whether or not you received them? None of these*

| Response              | Weighted % | n   |
|-----------------------|------------|-----|
| -99, Skipped Question | 9          | 27  |
| 0, Not selected       | 51         | 371 |
| 1, Selected           | 41         | 451 |
| Total                 | 100        | 849 |

**HLSVCOTH\_OTXT /^\**

*Which of the following services, if any, have you needed in the past year, whether or not you received them? Other*  
10 responses

**HLISOLATED /^\**

*Thinking about your personal support network – relatives and friends living nearby who you can rely on for help or support – how many people would you say you can rely on?*

| Response                   | Weighted % | n   |
|----------------------------|------------|-----|
| -99, Skipped Question      | 3          | 5   |
| 1, A lot of people         | 13         | 136 |
| 2, A fair number of people | 29         | 320 |
| 3, Just a few people       | 42         | 362 |
| 4, No one                  | 13         | 26  |
| Total                      | 100        | 849 |

**HLLONELY /^\**

*Last week, how often did you feel lonely?*

| Response              | Weighted % | n   |
|-----------------------|------------|-----|
| -99, Skipped Question | 4          | 13  |
| 0, Never              | 31         | 389 |
| 1, Rarely             | 25         | 248 |
| 2, Sometimes          | 29         | 161 |
| 3, Often              | 7          | 28  |
| 4, All the time       | 4          | 7   |
| Total                 | 100        | 846 |

**HLDIFF /^\**

*Last week, how often did you feel that emotional or mental difficulties impacted your ability to live your day to day life?*

| Response              | Weighted % | n   |
|-----------------------|------------|-----|
| -99, Skipped Question | 4          | 16  |
| 0, Never              | 45         | 505 |
| 1, Rarely             | 32         | 195 |
| 2, Sometimes          | 13         | 94  |
| 3, Often              | 3          | 28  |
| 4, All the time       | 3          | 8   |
| Total                 | 100        | 846 |

### HLCAREGIVER /\

*Do you or anyone in your household manage the care or personally provide care for any close relatives or friends on a regular basis, aside from routine childcare?*

| Response   | Weighted % | n   |
|--|------------|-----|
| -99, Skipped Question                                | 5          | 12  |
| 0, No  | 86         | 684 |
| 1, Yes, personally provide care                      | 3          | 71  |
| 2, Yes, manage care provided by others               | 4          | 43  |
| 3, Yes, both manage care and personally provide care | 2          | 35  |
|  |            |     |
| Total  | 100        | 845 |

### HLCAREWHOPAR /\

*For whom do you or anyone in your household manage the care or personally provide care, aside from routine childcare?  
A parent or in-law*

| Response              | Weighted % | n   |
|-----------------------|------------|-----|
| -99, Skipped Question | <1         | 4   |
| 0, Not selected       | 26         | 58  |
| 1, Selected           | 74         | 86  |
|                       |            |     |
| Total                 | 100        | 148 |

### HLCAREWHOSP /\

*For whom do you or anyone in your household manage the care or personally provide care, aside from routine childcare?  
Your [spouse/partner]*

| Response              | Weighted % | n   |
|-----------------------|------------|-----|
| -99, Skipped Question | <1         | 4   |
| 0, Not selected       | 92         | 115 |
| 1, Selected           | 7          | 29  |
|                       |            |     |
| Total                 | 100        | 148 |

### HLCAREWHOADCH /\

*For whom do you or anyone in your household manage the care or personally provide care, aside from routine childcare?  
An adult child age 18 or older*

| Response              | Weighted % | n   |
|-----------------------|------------|-----|
| -99, Skipped Question | <1         | 4   |
| 0, Not selected       | 92         | 129 |
| 1, Selected           | 8          | 15  |
|                       |            |     |
| Total                 | 100        | 148 |

**HLCAREWHOMINCH /^\**

*For whom do you or anyone in your household manage the care or personally provide care, aside from routine childcare?  
A child under age 18 with special needs*

| Response              | Weighted % | n   |
|-----------------------|------------|-----|
| -99, Skipped Question | <1         | 4   |
| 0, Not selected       | 100        | 144 |
| Total                 | 100        | 148 |

**HLCAREWHOOOTH /^\**

*For whom do you or anyone in your household manage the care or personally provide care, aside from routine childcare?  
Someone else*

| Response              | Weighted % | n   |
|-----------------------|------------|-----|
| -99, Skipped Question | <1         | 4   |
| 0, Not selected       | 86         | 118 |
| 1, Selected           | 14         | 26  |
| Total                 | 100        | 148 |

**HLCAREWHOOOTH\_OTXT /^\**

*For whom do you or anyone in your household manage the care or personally provide care, aside from routine childcare?  
Someone else*

26 responses

**HLCAREDL /^\**

*Inside your home or apartment, do you or any other adult in your household typically need help with any of the following daily activities — doing housework, preparing meals, dressing and undressing, taking a bath or a shower, or walking up and down stairs?*

| Response              | Weighted % | n   |
|-----------------------|------------|-----|
| -99, Skipped Question | 5          | 6   |
| 0, No                 | 82         | 383 |
| 1, Yes                | 13         | 46  |
| Total                 | 100        | 435 |



**HLCARERHHREL /^\***Who provides the necessary care? A relative or friend who lives with you*

| Response              | Weighted % | n  |
|-----------------------|------------|----|
| -99, Skipped Question | <1         | 1  |
| 0, Not selected       | 95         | 32 |
| 1, Selected           | 5          | 13 |
| Total                 | 100        | 46 |

**HLCARERNONHHREL /^\***Who provides the necessary care? A relative or friend who does not live with you*

| Response              | Weighted % | n  |
|-----------------------|------------|----|
| -99, Skipped Question | <1         | 1  |
| 0, Not selected       | 82         | 41 |
| 1, Selected           | 17         | 4  |
| Total                 | 100        | 46 |

**HLCARERHHPROV /^\***Who provides the necessary care? A paid care provider who lives with you*

| Response              | Weighted % | n  |
|-----------------------|------------|----|
| -99, Skipped Question | <1         | 1  |
| 0, Not selected       | 100        | 45 |
| Total                 | 100        | 46 |

**HLCARERNONHHPROV /^\***Who provides the necessary care? A paid care provider who does not live with you*

| Response              | Weighted % | n  |
|-----------------------|------------|----|
| -99, Skipped Question | <1         | 1  |
| 0, Not selected       | 51         | 26 |
| 1, Selected           | 49         | 19 |
| Total                 | 100        | 46 |

**HLCAREROTH /^\***Who provides the necessary care? Someone else*

| Response              | Weighted % | n  |
|-----------------------|------------|----|
| -99, Skipped Question | <1         | 1  |
| 0, Not selected       | 74         | 37 |
| 1, Selected           | 26         | 8  |
| Total                 | 100        | 46 |

**HLCARERNONE /^\***Who provides the necessary care? Do not receive care on a regular basis*

| Response              | Weighted % | n  |
|-----------------------|------------|----|
| -99, Skipped Question | <1         | 1  |
| 0, Not selected       | 62         | 36 |
| 1, Selected           | 38         | 9  |
| Total                 | 100        | 46 |

**LABOR FORCE PARTICIPATION & FINANCIAL WELL-BEING****WBEMP***Are you currently working for pay?*

| Response   | Weighted % | n   |
|--|------------|-----|
| -99, Skipped Question  | <1         | 2   |
| 1, Yes, full-time in one job or position                         | 50         | 303 |
| 2, Yes, part-time in one job or position                         | 18         | 123 |
| 3, Yes, working in multiple positions                            | 7          | 57  |
| 4, No, not working but looking for work                          | 1          | 17  |
| 5, No, not working and not looking for work                      | 7          | 40  |
| 6, No, on temporary leave (such as disability or parental leave) | <1         | 4   |
| 7, No, retired   | 18         | 278 |
| Total  | 100        | 824 |

**WBSTU***Are you currently a student at a college or university?*

| Response                        | Weighted % | n   |
|---------------------------------|------------|-----|
| -99, Skipped Question           | <1         | 3   |
| 0, No, not a student            | 80         | 793 |
| 1, Yes, full-time undergraduate | 9          | 3   |
| 2, Yes, part-time undergraduate | <1         | 2   |
| 3, Yes, full-time graduate      | 9          | 18  |
| 4, Yes, part-time graduate      | <1         | 5   |
| Total                           | 100        | 824 |

**WBFIELDLEG***Do you or your spouse work in any of the following fields? Legal*

| Response              | Weighted % | n   |
|-----------------------|------------|-----|
| -99, Skipped Question | <1         | 6   |
| 0, Not selected       | 90         | 753 |
| 1, Selected           | 10         | 65  |
| Total                 | 100        | 824 |

**WBFIELDEDU***Do you or your spouse work in any of the following fields? K-12 Education*

| Response              | Weighted % | n   |
|-----------------------|------------|-----|
| -99, Skipped Question | <1         | 6   |
| 0, Not selected       | 89         | 755 |
| 1, Selected           | 11         | 63  |
| Total                 | 100        | 824 |

**WBFIELDHIGH***Do you or your spouse work in any of the following fields? Higher education*

| Response              | Weighted % | n   |
|-----------------------|------------|-----|
| -99, Skipped Question | <1         | 6   |
| 0, Not selected       | 71         | 603 |
| 1, Selected           | 28         | 215 |
| Total                 | 100        | 824 |

**WBFIELDFIN***Do you or your spouse work in any of the following fields? Business/Finance*

| Response              | Weighted % | n   |
|-----------------------|------------|-----|
| -99, Skipped Question | <1         | 6   |
| 0, Not selected       | 82         | 755 |
| 1, Selected           | 18         | 63  |
| Total                 | 100        | 824 |

**WBFIELDTECH***Do you or your spouse work in any of the following fields? Hi-tech/Information Technology*

| Response              | Weighted % | n   |
|-----------------------|------------|-----|
| -99, Skipped Question | <1         | 6   |
| 0, Not selected       | 87         | 741 |
| 1, Selected           | 12         | 77  |
| Total                 | 100        | 824 |

**WBFIELDHLTH***Do you or your spouse work in any of the following fields? Health care*

| Response              | Weighted % | n   |
|-----------------------|------------|-----|
| -99, Skipped Question | <1         | 6   |
| 0, Not selected       | 78         | 606 |
| 1, Selected           | 22         | 212 |
| Total                 | 100        | 824 |

**WBFIELDTRAD***Do you or your spouse work in any of the following fields? Trades*

| Response              | Weighted % | n   |
|-----------------------|------------|-----|
| -99, Skipped Question | <1         | 6   |
| 0, Not selected       | 99         | 813 |
| 1, Selected           | <1         | 5   |
| Total                 | 100        | 824 |

**WBFIELDOTH***Do you or your spouse work in any of the following fields? Other*

| Response              | Weighted % | n   |
|-----------------------|------------|-----|
| -99, Skipped Question | <1         | 6   |
| 0, Not selected       | 76         | 690 |
| 1, Selected           | 24         | 128 |
| Total                 | 100        | 824 |

**WBFIELDNONE***Do you or your spouse work in any of the following fields? No*

| Response              | Weighted % | n   |
|-----------------------|------------|-----|
| -99, Skipped Question | <1         | 6   |
| 0, Not selected       | 83         | 583 |
| 1, Selected           | 16         | 235 |
| Total                 | 100        | 824 |

**WBFIELDOTH\_OTXT***Do you or your spouse work in any of the following fields? Other*

125 responses

**WBUNEMU / ^\***Are you or your spouse a current student or employee at any of the following colleges or universities? Eastern Michigan University*

| Response              | Weighted % | n   |
|-----------------------|------------|-----|
| -99, Skipped Question | <1         | 10  |
| 0, Not selected       | 97         | 818 |
| 1, Selected           | 3          | 14  |
| Total                 | 100        | 842 |

**WBUNIU / ^\***Are you or your spouse a current student or employee at any of the following colleges or universities? University of Michigan*

| Response              | Weighted % | n   |
|-----------------------|------------|-----|
| -99, Skipped Question | <1         | 10  |
| 0, Not selected       | 60         | 583 |
| 1, Selected           | 40         | 249 |
| Total                 | 100        | 842 |

**WBUNIWCC /^\**

*Are you or your spouse a current student or employee at any of the following colleges or universities? Washtenaw Community College*

| Response              | Weighted % | n   |
|-----------------------|------------|-----|
| -99, Skipped Question | <1         | 10  |
| 0, Not selected       | 97         | 820 |
| 1, Selected           | 3          | 12  |
| Total                 | 100        | 842 |

**WBUNIMSU /^\**

*Are you or your spouse a current student or employee at any of the following colleges or universities? Michigan State University*

| Response              | Weighted % | n   |
|-----------------------|------------|-----|
| -99, Skipped Question | <1         | 10  |
| 0, Not selected       | 99         | 825 |
| 1, Selected           | <1         | 7   |
| Total                 | 100        | 842 |

**WBUNIOTH /^\**

*Are you or your spouse a current student or employee at any of the following colleges or universities? Other*

| Response              | Weighted % | n   |
|-----------------------|------------|-----|
| -99, Skipped Question | <1         | 10  |
| 0, Not selected       | 97         | 814 |
| 1, Selected           | 2          | 18  |
| Total                 | 100        | 842 |

**WBUNINONE /^\**

*Are you or your spouse a current student or employee at any of the following colleges or universities? No*

| Response              | Weighted % | n   |
|-----------------------|------------|-----|
| -99, Skipped Question | <1         | 10  |
| 0, Not selected       | 47         | 288 |
| 1, Selected           | 53         | 544 |
| Total                 | 100        | 842 |

**WBUNIOTH\_OTXT /^\**

*Are you or your spouse a current student or employee at any of the following colleges or universities? Other*  
18 responses

**WBFINSIT***Which of these statements best describes your household's financial situation?*

| Response                           | Weighted % | n   |
|------------------------------------|------------|-----|
| -99, Skipped Question              | 3          | 12  |
| 1, Cannot make ends meet           | <1         | 8   |
| 2, Just managing to make ends meet | 10         | 69  |
| 3, Have enough money               | 32         | 224 |
| 4, Have some extra money           | 25         | 220 |
| 5, Well off                        | 30         | 291 |
| Total                              | 100        | 824 |

**WBFINPAST***Now thinking about your household's financial situation the past three years, have there been times when your household either could not make ends meet or was just managing to make ends meet?*

| Response              | Weighted % | n   |
|-----------------------|------------|-----|
| -99, Skipped Question | <1         | 1   |
| 0, No                 | 90         | 683 |
| 1, Yes                | 9          | 51  |
| Total                 | 100        | 735 |

**FINCONBASE***Right now, how confident are you about each of the following? You will be able to afford basic living expenses*

| Response                | Weighted % | n   |
|-------------------------|------------|-----|
| -99, Skipped Question   | 2          | 10  |
| 1, Not at all confident | <1         | 3   |
| 2, Not too confident    | 2          | 13  |
| 3, Somewhat confident   | 10         | 106 |
| 4, Very confident       | 86         | 686 |
| 5, Does not apply       | <1         | 6   |
| Total                   | 100        | 824 |

**FINCONHLTH***Right now, how confident are you about each of the following? You will be able to afford healthcare*

| Response                | Weighted % | n   |
|-------------------------|------------|-----|
| -99, Skipped Question   | 2          | 12  |
| 1, Not at all confident | <1         | 4   |
| 2, Not too confident    | 1          | 19  |
| 3, Somewhat confident   | 16         | 146 |
| 4, Very confident       | 76         | 637 |

|                   |     |     |
|-------------------|-----|-----|
| 5, Does not apply | 4   | 6   |
|                   |     |     |
| Total             | 100 | 824 |

### FINCONLOAN

*Right now, how confident are you about each of the following? You will be able to pay any student loan debt*

| Response                | Weighted % | n   |
|-------------------------|------------|-----|
|                         |            |     |
| -99, Skipped Question   | 2          | 2   |
| 1, Not at all confident | 5          | 6   |
| 2, Not too confident    | 5          | 10  |
| 3, Somewhat confident   | 23         | 18  |
| 4, Very confident       | 18         | 35  |
| 5, Does not apply       | 47         | 57  |
|                         |            |     |
| Total                   | 100        | 128 |

### FINCONRET

*Right now, how confident are you about each of the following? You will have enough money for retirement*

| Response                | Weighted % | n   |
|-------------------------|------------|-----|
|                         |            |     |
| -99, Skipped Question   | 3          | 6   |
| 1, Not at all confident | 4          | 23  |
| 2, Not too confident    | 7          | 46  |
| 3, Somewhat confident   | 33         | 201 |
| 4, Very confident       | 51         | 387 |
| 5, Does not apply       | 2          | 20  |
|                         |            |     |
| Total                   | 100        | 683 |

### FINCONSAVE

*Right now, how confident are you about each of the following? You will keep savings and/or investments*

| Response                | Weighted % | n   |
|-------------------------|------------|-----|
|                         |            |     |
| -99, Skipped Question   | 2          | 10  |
| 1, Not at all confident | 6          | 32  |
| 2, Not too confident    | 11         | 56  |
| 3, Somewhat confident   | 27         | 228 |
| 4, Very confident       | 53         | 489 |
| 5, Does not apply       | <1         | 9   |
|                         |            |     |
| Total                   | 100        | 824 |



**WBINC***Was your household's total income in 2021...*

| Response                  | Weighted % | n   |
|---------------------------|------------|-----|
| -99, Skipped Question     | 2          | 14  |
| 1, Less than \$50,000     | 14         | 73  |
| 2, \$50,000 to \$74,999   | 9          | 65  |
| 3, \$75,000 to \$99,999   | 5          | 59  |
| 4, \$100,000 to \$149,999 | 19         | 138 |
| 5, \$150,000 to \$199,999 | 10         | 92  |
| 6, \$200,000 to \$499,999 | 13         | 174 |
| 7, \$500,000 or more      | 10         | 39  |
| 77, Don't know            | 1          | 9   |
| 99, Prefer not to answer  | 15         | 161 |
|                           |            |     |
| Total                     | 100        | 824 |

**WBFPL1M /\***Was your household's total income in 2021...*

| Response                 | Weighted % | n  |
|--------------------------|------------|----|
| 2, At least \$34,000?    | 5          | 11 |
| 77, Don't know           | 5          | 4  |
| 98, Skipped Question     | 33         | 4  |
| 99, Prefer not to answer | 57         | 20 |
|                          |            |    |
| Total                    | 100        | 39 |

**WBFPL1 /\***Was your household's total income in 2021...*

| Response                                     | Weighted % | n  |
|--|------------|----|
| 1, Less than \$14,000?                       | 19         | 7  |
| 2, At least \$14,000 but less than \$21,000? | 14         | 4  |
| 3, At least \$21,000 but less than \$34,000? | 28         | 9  |
| 4, At least \$34,000?                        | 24         | 11 |
| 77, Don't know                               | 16         | 2  |
| 99, Prefer not to answer                     | <1         | 1  |
|  |            |    |
| Total  | 100        | 34 |

**WBFPL2M /\***Was your household's total income in 2021...*

| Response                 | Weighted % | n  |
|--------------------------|------------|----|
| 1, Less than \$46,000?   | 5          | 1  |
| 2, At least \$46,000?    | 40         | 41 |
| 98, Skipped Question     | 6          | 4  |
| 99, Prefer not to answer | 48         | 47 |
|                          |            |    |
| Total                    | 100        | 93 |

**WBFPL2 /\***Was your household's total income in 2021...*

| Response                                     | Weighted % | n  |
|--|------------|----|
| 1, Less than \$19,000?                       | <1         | 2  |
| 2, At least \$19,000 but less than \$28,000? | 7          | 4  |
| 3, At least \$28,000 but less than \$46,000? | 69         | 10 |
| 4, At least \$46,000?                        | 17         | 6  |
| 77, Don't know                               | 6          | 1  |
| 99, Prefer not to answer                     | <1         | 1  |
|  |            |    |
| Total  | 100        | 24 |

**WBFPL3M /\***Was your household's total income in 2021...*

| Response                 | Weighted % | n  |
|--------------------------|------------|----|
| 2, At least \$58,000?    | 38         | 9  |
| 77, Don't know           | 20         | 1  |
| 98, Skipped Question     | 17         | 3  |
| 99, Prefer not to answer | 24         | 11 |
|                          |            |    |
| Total                    | 100        | 24 |

**WBFPL3A /\***Was your household's total income in 2021...*

| Response                                     | Weighted % | n  |
|--|------------|----|
| 1, Less than \$24,000?                       | 32         | 2  |
| 2, At least \$24,000 but less than \$35,000? | 11         | 5  |
| 3, At least \$35,000?                        | 25         | 6  |
| 99, Prefer not to answer                     | 32         | 2  |
|  |            |    |
| Total  | 100        | 15 |

**WBFPL3B /^\***Was your household's total income in 2021...*

| Response               | Weighted % | n |
|------------------------|------------|---|
| 1, Less than \$58,000? | 32         | 4 |
| 2, At least \$58,000?  | 68         | 3 |
| Total                  | 100        | 7 |

**WBFPL4M /^\***Was your household's total income in 2021...*

| Response                 | Weighted % | n  |
|--------------------------|------------|----|
| 2, At least \$70,000?    | 60         | 14 |
| 98, Skipped Question     | 14         | 2  |
| 99, Prefer not to answer | 27         | 12 |
| Total                    | 100        | 28 |

**WBFPL4A /^\***Was your household's total income in 2021...*

| Response                                     | Weighted % | n |
|--|------------|---|
| 2, At least \$28,000 but less than \$42,000? | 100        | 1 |
| Total  | 100        | 1 |

**WBFPL4B /^\***Was your household's total income in 2021...*

| Response               | Weighted % | n |
|------------------------|------------|---|
| 1, Less than \$70,000? | 76         | 2 |
| 2, At least \$70,000?  | 24         | 2 |
| Total                  | 100        | 4 |

**WBFPL5M /^\***Was your household's total income in 2021...*

| Response              | Weighted % | n |
|-----------------------|------------|---|
| 2, At least \$82,000? | 100        | 2 |
| Total                 | 100        | 2 |

**WBFPL5C /^\***Was your household's total income in 2021...*

| Response              | Weighted % | n |
|-----------------------|------------|---|
|                       |            |   |
| 2, At least \$82,000? | 100        | 3 |
|                       |            |   |
| Total                 | 100        | 3 |

**WBFPL6M /^\***Was your household's total income in 2021...*

| Response              | Weighted % | n |
|-----------------------|------------|---|
|                       |            |   |
| 2, At least \$93,000? | 100        | 1 |
|                       |            |   |
| Total                 | 100        | 1 |

**WBFPL6C /^\***Was your household's total income in 2021...*

| Response               | Weighted % | n |
|------------------------|------------|---|
|                        |            |   |
| 1, Less than \$93,000? | 100        | 1 |
|                        |            |   |
| Total                  | 100        | 1 |

**WBFPL8M /^\***Was your household's total income in 2021...*

| Response                 | Weighted % | n |
|--------------------------|------------|---|
|                          |            |   |
| 99, Prefer not to answer | 100        | 1 |
|                          |            |   |
| Total                    | 100        | 1 |

**WBFPL10M /^\***Was your household's total income in 2021...*

| Response               | Weighted % | n |
|------------------------|------------|---|
|                        |            |   |
| 2, At least \$141,000? | 100        | 1 |
|                        |            |   |
| Total                  | 100        | 1 |

**WBSAVE400 / ^\**

*Would your household be able to pay an unexpected \$400 emergency expense with cash, money currently in a bank account, or on a credit card you could pay in full?*

| Response              | Weighted % | n   |
|-----------------------|------------|-----|
| -99, Skipped Question | 3          | 10  |
| 0, No                 | 6          | 27  |
| 1, Yes                | 91         | 805 |
| Total                 | 100        | 842 |

**WBAIDINC / ^\**

*Are you or anyone in your household currently receiving any of the following? Supplemental Security Income (SSI), or Social Security Disability Insurance (SSDI) benefits*

| Response              | Weighted % | n   |
|-----------------------|------------|-----|
| -99, Skipped Question | 7          | 17  |
| 0, Not selected       | 89         | 494 |
| 1, Selected           | 5          | 38  |
| Total                 | 100        | 549 |

**WBAIDHLTH / ^\**

*Are you or anyone in your household currently receiving any of the following? Children's Health Insurance Program (CHIP)*

| Response              | Weighted % | n   |
|-----------------------|------------|-----|
| -99, Skipped Question | 7          | 17  |
| 0, Not selected       | 93         | 531 |
| 1, Selected           | <1         | 1   |
| Total                 | 100        | 549 |

**WBAIDCMB / ^\**

*Are you or anyone in your household currently receiving any of the following? Assistance with food, housing, or utilities (e.g., SNAP, WIC +)*

| Response              | Weighted % | n   |
|-----------------------|------------|-----|
| -99, Skipped Question | 7          | 17  |
| 0, Not selected       | 90         | 523 |
| 1, Selected           | 4          | 9   |
| Total                 | 100        | 549 |

**WBAIDUNEMP /^\***Are you or anyone in your household currently receiving any of the following? Unemployment benefits*

| Response              | Weighted % | n   |
|-----------------------|------------|-----|
| -99, Skipped Question | 7          | 17  |
| 0, Not selected       | 93         | 531 |
| 1, Selected           | <1         | 1   |
| Total                 | 100        | 549 |

**WBAIDNONE /^\***Are you or anyone in your household currently receiving any of the following? None of these public benefits*

| Response              | Weighted % | n   |
|-----------------------|------------|-----|
| -99, Skipped Question | 7          | 17  |
| 0, Not selected       | 8          | 47  |
| 1, Selected           | 85         | 485 |
| Total                 | 100        | 549 |

**WBHARDFOOD /^\***In the past year, have there been any times when you or anyone in your household did not have enough money for and of the following? Buy the food that they needed*

| Response              | Weighted % | n   |
|-----------------------|------------|-----|
| -99, Skipped Question | <1         | 3   |
| 0, Not selected       | 90         | 98  |
| 1, Selected           | 10         | 7   |
| Total                 | 100        | 108 |

**WBHARDHEALTH /^\***In the past year, have there been any times when you or anyone in your household did not have enough money for and of the following? Pay for medical care or medicine that they needed*

| Response              | Weighted % | n   |
|-----------------------|------------|-----|
| -99, Skipped Question | <1         | 3   |
| 0, Not selected       | 82         | 85  |
| 1, Selected           | 18         | 20  |
| Total                 | 100        | 108 |

**WBHARDRENT /^\**

*In the past year, have there been any times when you or anyone in your household did not have enough money for and of the following? Pay the rent or mortgage*

| Response              | Weighted % | n   |
|-----------------------|------------|-----|
| -99, Skipped Question | <1         | 3   |
| 0, Not selected       | 86         | 94  |
| 1, Selected           | 13         | 11  |
| Total                 | 100        | 108 |

**WBHARDUTIL /^\**

*In the past year, have there been any times when you or anyone in your household did not have enough money for and of the following? Pay a utility bill, such as a bill for water, electricity, or heat*

| Response              | Weighted % | n   |
|-----------------------|------------|-----|
| -99, Skipped Question | <1         | 3   |
| 0, Not selected       | 84         | 92  |
| 1, Selected           | 16         | 13  |
| Total                 | 100        | 108 |

**WBHARDNONE /^\**

*In the past year, have there been any times when you or anyone in your household did not have enough money for and of the following? None of these*

| Response              | Weighted % | n   |
|-----------------------|------------|-----|
| -99, Skipped Question | <1         | 3   |
| 0, Not selected       | 27         | 31  |
| 1, Selected           | 73         | 74  |
| Total                 | 100        | 108 |

**WBHARDPASTFOOD /^\**

*In the past three years, have there been any times when you or anyone in your household did not have enough money for any of the following? Buy the food that they needed*

| Response              | Weighted % | n   |
|-----------------------|------------|-----|
| -99, Skipped Question | 4          | 16  |
| 0, Not selected       | 92         | 811 |
| 1, Selected           | 4          | 12  |
| Total                 | 100        | 839 |

**WBHARDPASTHEALTH /^\**

*In the past three years, have there been any times when you or anyone in your household did not have enough money for any of the following? Pay for medical care or medicine that they needed*

| Response              | Weighted % | n   |
|-----------------------|------------|-----|
| -99, Skipped Question | 4          | 16  |
| 0, Not selected       | 90         | 814 |
| 1, Selected           | 6          | 9   |
| Total                 | 100        | 839 |

**WBHARDPASTRENT /^\**

*In the past three years, have there been any times when you or anyone in your household did not have enough money for any of the following? Pay the rent or mortgage*

| Response              | Weighted % | n   |
|-----------------------|------------|-----|
| -99, Skipped Question | 4          | 16  |
| 0, Not selected       | 95         | 813 |
| 1, Selected           | <1         | 10  |
| Total                 | 100        | 839 |

**WBHARDPASTUTIL /^\**

*In the past three years, have there been any times when you or anyone in your household did not have enough money for any of the following? Pay a utility bill, such as a bill for water, electricity, or heat*

| Response              | Weighted % | n   |
|-----------------------|------------|-----|
| -99, Skipped Question | 4          | 16  |
| 0, Not selected       | 95         | 815 |
| 1, Selected           | <1         | 8   |
| Total                 | 100        | 839 |

**WBHARDPASTNONE /^\**

*In the past three years, have there been any times when you or anyone in your household did not have enough money for any of the following? None of these*

| Response              | Weighted % | n   |
|-----------------------|------------|-----|
| -99, Skipped Question | 4          | 16  |
| 0, Not selected       | 8          | 29  |
| 1, Selected           | 87         | 794 |
| Total                 | 100        | 839 |



**WBJEWJED /^\**

*During the past year, in what ways, if any, did your financial situation limit your participation in Jewish life? Did not enroll children in Jewish education, camp, or activities*

| Response              | Weighted % | n   |
|-----------------------|------------|-----|
| -99, Skipped Question | 4          | 12  |
| 0, Not selected       | 94         | 806 |
| 1, Selected           | 2          | 22  |
| Total                 | 100        | 840 |

**WBJEWJEDFIN /^\**

*During the past year, in what ways, if any, did your financial situation limit your participation in Jewish life? Required financial assistance to enroll children in Jewish education, Jewish camp, or activities*

| Response              | Weighted % | n   |
|-----------------------|------------|-----|
| -99, Skipped Question | 4          | 12  |
| 0, Not selected       | 95         | 805 |
| 1, Selected           | 1          | 23  |
| Total                 | 100        | 840 |

**WBJEWSYN /^\**

*During the past year, in what ways, if any, did your financial situation limit your participation in Jewish life? Discontinued synagogue membership*

| Response              | Weighted % | n   |
|-----------------------|------------|-----|
| -99, Skipped Question | 4          | 12  |
| 0, Not selected       | 96         | 824 |
| 1, Selected           | <1         | 4   |
| Total                 | 100        | 840 |

**WBJEWSYNFIN /^\**

*During the past year, in what ways, if any, did your financial situation limit your participation in Jewish life? Required dues relief or financial assistance to maintain synagogue membership*

| Response              | Weighted % | n   |
|-----------------------|------------|-----|
| -99, Skipped Question | 4          | 12  |
| 0, Not selected       | 96         | 800 |
| 1, Selected           | <1         | 28  |
| Total                 | 100        | 840 |

**WBJEWCHAR /^\**

*During the past year, in what ways, if any, did your financial situation limit your participation in Jewish life? Unable to contribute to Jewish causes as much as you would have liked*

| Response              | Weighted % | n   |
|-----------------------|------------|-----|
| -99, Skipped Question | 4          | 12  |
| 0, Not selected       | 81         | 740 |
| 1, Selected           | 16         | 88  |
| Total                 | 100        | 840 |

**WBJEWPART /^\**

*During the past year, in what ways, if any, did your financial situation limit your participation in Jewish life? Unable to participate in some Jewish activities*

| Response              | Weighted % | n   |
|-----------------------|------------|-----|
| -99, Skipped Question | 4          | 12  |
| 0, Not selected       | 84         | 780 |
| 1, Selected           | 13         | 48  |
| Total                 | 100        | 840 |

**WBJEWOTH /^\**

*During the past year, in what ways, if any, did your financial situation limit your participation in Jewish life? Other*

| Response              | Weighted % | n   |
|-----------------------|------------|-----|
| -99, Skipped Question | 4          | 12  |
| 0, Not selected       | 94         | 813 |
| 1, Selected           | 2          | 15  |
| Total                 | 100        | 840 |

**WBJEWNONE /^\**

*During the past year, in what ways, if any, did your financial situation limit your participation in Jewish life? None of these*

| Response              | Weighted % | n   |
|-----------------------|------------|-----|
| -99, Skipped Question | 4          | 12  |
| 0, Not selected       | 19         | 132 |
| 1, Selected           | 77         | 696 |
| Total                 | 100        | 840 |

**WBJEWOTH\_OTXT /^\**

*During the past year, in what ways, if any, did your financial situation limit your participation in Jewish life? Other*  
14 responses

## *CONCLUDING THOUGHTS*

### **CTSTR**

*Based on your own experience, what do you consider to be the strengths and gaps of the Washtenaw County area Jewish community?*

817 responses

### **CT2**

*What do you think should be the top priorities of the Washtenaw County area Jewish community in the coming years?*

817 responses

# APPENDIX E. RECRUITMENT MATERIAL

[P\_NAME]  
HH Address 1  
HH Address 2  
City, ST zip

[MONTH] 2022

Dear [P\_NAME],

**Your voice matters, now more than ever.** The past several years have been challenging for many, and local Jewish organizations need information from community members to best plan for the future. The Washtenaw County Jewish Community Study is gathering information about the diverse needs and interests of the Jewish community in the Washtenaw County area to inform the work of local Jewish organizations. We are reaching out to a large and diverse cross section of households for this study. Make sure your views are represented by taking the survey.

The study is sponsored by the Jewish Federation of Greater Ann Arbor in partnership with Jewish Community Foundation of Greater Ann Arbor, Jewish Family Services of Washtenaw County, Jewish Community Center of Greater Ann Arbor, Temple Beth Emeth, and others. The Cohen Center at Brandeis University is partnering with NORC at the University of Chicago, an independent research institution, to conduct this study.

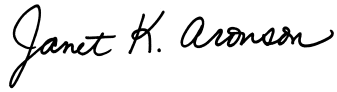
Any information you provide is completely confidential. Your individual responses will not be shared outside of the research team at the Cohen Center and NORC, and you will not be asked to donate money during the survey or as a result of your participation. Participation in this survey is by invitation only. Anyone age 18 or older in your household can complete this survey, but do not share or forward this survey outside of your household. We appreciate your cooperation.

It's easy to complete the survey!

1. Visit **<http://WCJCS.norc.org>** or call (877) 319-2553
2. Enter your survey access code: **[P\_PIN]**
3. Complete the 30 minute survey – if you need to step away, you can exit and re-enter the survey where you left off

**Your participation is important.** If you have questions, please email [WCJCS@norc.org](mailto:WCJCS@norc.org) or call (877) 319-2553. You can read more about the study at <http://WCJCS.norc.org>, where you can also start the survey. If you would like to speak with the study sponsors, visit <https://www.jewishannarbor.org/communitystudy>, or call (734) 773-3535 or email [Mckenzie@jewishannarbor.org](mailto:Mckenzie@jewishannarbor.org).

Thank you for taking part in this important research and completing the survey as soon as possible.  
Sincerely,



Janet Krasner Aronson, PhD  
Associate Director  
Cohen Center at Brandeis University



Dan Gaylin  
President and CEO  
NORC at the University of Chicago



**Brandeis**  
UNIVERSITY

 **NORC** at the  
University of  
Chicago

**For Russian speaking community members: Пожалуйста позвони (877) 268-1125**

For Spanish speaking community members: Por favor llámenos a (877) 319-2553

Subject: You're invited to take part in an important study!

Having trouble viewing this email? [View it in your browser.](#)

## Washtenaw County Jewish Community Survey

Dear [P\_NAME],

The past few years have been challenging for many, and local Jewish organizations need information from community members to best plan for the future. **Your voice matters, now more than ever.** Make sure your views are heard by taking part in the Washtenaw County Jewish Community Study! **This survey will focus on the diverse needs and interests of the Jewish community in the Washtenaw County area to inform the work of local Jewish organizations.**

The study is sponsored by the [Jewish Federation of Greater Ann Arbor](#) in partnership with Jewish Community Foundation of Greater Ann Arbor, Jewish Family Services of Washtenaw County, Jewish Community Center of Greater Ann Arbor, Temple Beth Emeth, and others. The Cohen Center at Brandeis University is partnering with NORC at the University of Chicago, an independent research institution, to conduct this study.

Any information you provide is completely confidential. Your individual responses will not be shared outside of the research team at the Cohen Center and NORC, and you will not be asked to donate money during the survey or as a result of your participation. The survey should take 30 minutes to complete. If you need to step away, you can exit and re-enter the survey where you left off.

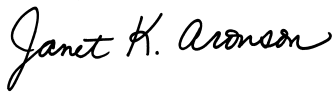
Participation in this survey is by invitation only. Anyone age 18 or older in your household can complete this survey, but do not share or forward this survey outside of your household. We appreciate your cooperation.

To take the survey, **click this [link](#)**. If you prefer to not click a link, please go to <http://WCJCS.norc.org> and enter **your survey access code which is [P\_PIN]**. To take the survey by phone, call (877) 319-2553.

If you have questions, please email [WCJCS@norc.org](mailto:WCJCS@norc.org) or call (877) 319-2553. For more information, visit <http://WCJCS.norc.org>. For the study sponsors, visit <https://www.jewishannarbor.org/communitystudy>, or call (734) 773-3535 or email [Mckenzie@jewishannarbor.org](mailto:Mckenzie@jewishannarbor.org).

Your experiences and perspective matter to us, and your opinions will help shape programming for our communities. Thank you for taking part in this important research and completing the survey as soon as possible.

Sincerely,



Janet Krasner Aronson, PhD  
Associate Director  
Cohen Center at Brandeis University



Dan Gaylin  
President and CEO  
NORC at the University of Chicago



**For Russian speaking community members:** Пожалуйста позвоните (877) 268-1125  
For Spanish speaking community members: Por favor llámenos a (877) 319-2553

This email is intended for [P\_NAME] [P\_PIN].

Need more help? Email [WCJCS@norc.org](mailto:WCJCS@norc.org) or call toll-free (877) 319-2553. **NORC Support:** 55 E Monroe St, 19th Floor, Chicago, IL 60603. Copyright NORC at the University of Chicago 2022. Use of any content or images is prohibited without prior written approval. If you would like to unsubscribe to these emails, please reply to this email with “unsubscribe” in the email text.



## Washtenaw County Jewish Community Survey

### What is the survey about?

The survey will ask you about different issues facing Washtenaw County area residents today. The information collected will be used to evaluate services and programs, assess needs, and inform Jewish community organizations about how to best plan and support the Washtenaw County area community.

### What does it mean to participate?

- The survey is completely voluntary – you can choose whether to participate.
- You can skip any question you wish.
- The survey may take about 30 minutes to complete.
- You can complete it in more than one sitting if you would like to take a break.
- You must live in the Washtenaw County area for at least part of the year to participate.
- Participation in this survey is by invitation only. Anyone in your household age 18 or older can complete this survey, but do not share or forward this survey outside of your household. We appreciate your cooperation.

### Who is conducting the study?

This study is being conducted by a partnership between the Cohen Center for Modern Jewish Studies (CMJS) at Brandeis University and NORC at the University of Chicago. Please visit <http://WCJCS.norc.org> or <https://www.jewishannarbor.org/communitystudy> for more information about the study.

### Who is sponsoring the study?

The study is sponsored by the Jewish Federation of Greater Ann Arbor in partnership with Jewish Community Foundation of Greater Ann Arbor, Jewish Family Services of Washtenaw County, Jewish Community Center of Greater Ann Arbor, Temple Beth Emeth, and others.

### Why should I complete the survey?

Your participation in this community study will help local Jewish organizations to: develop an estimate of the size of the Jewish community; evaluate programming; and plan for the future.

### How was I selected?

Your household was randomly selected from a list of households in your area. To create this list, NORC and the Cohen Center at Brandeis University used information from local Jewish organizations and publicly available data.

### I'm not Jewish or am not involved in the Jewish community. Should I still complete the survey?

Yes. We would like to hear from you if anyone in your household is currently Jewish or was raised Jewish. If not, answering a few questions will help us to estimate the size of the community.

### How will you protect my privacy?

All information is kept in password-protected files. These files are available only to the research teams at NORC and the Cohen Center at Brandeis University. The files will not be released to any agency or other party.

### Questions about the study?

Contact NORC at [WCSpeaks@norc.org](mailto:WCSpeaks@norc.org) or [800#].

### Questions and Concerns

This research was approved by an office/committee that oversees the ethics of research at Brandeis University. If you have any questions about your rights as a participant, contact them at 781-736-8133 or [hrpp-group@brandeis.edu](mailto:hrpp-group@brandeis.edu). Please include "Washtenaw County Area Jewish Community Study" in your message.



Washtenaw County Community Member  
<<HH Address 1>>  
<<HH Address 2>>  
<<City>>, <<ST>> <<zip>>

[MONTH] 2022

Dear Washtenaw County Community Member,

**Your voice matters, now more than ever.** The past several years have been challenging for many, and local organizations need information from community members to plan for future programs and services. The Washtenaw County Speaks Community Study is gathering information about the diverse needs and interests of the community members to inform the work of local organizations. We are reaching out to a large and diverse cross section of households for this study. Make sure your views are represented by taking the survey.

The Cohen Center at Brandeis University is partnering with NORC at the University of Chicago, an independent research institution, to conduct this study. Your household has been selected to represent other households like yours in the greater Washtenaw County area. Any information you provide is completely confidential. Your individual responses will not be shared outside of the research team at the Cohen Center and NORC. Participation in this survey is by invitation only. Anyone in your household who is age 18 or older can complete this survey, but do not share or forward this survey outside of your household. We appreciate your cooperation.

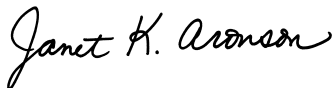
It's easy to complete the survey!

4. Visit <http://WCSpeaks.norc.org> or call (877) 319-2553
5. Enter your survey access code: [P\_PIN]
6. Complete the 30 minute survey – if you need to step away, you can exit and re-enter the survey where you left off

**Your participation is important.** If you have questions, please email [WCSpeaks@norc.org](mailto:WCSpeaks@norc.org) or call (877) 319-2553. You can also find more information about the study at <http://WCSpeaks.norc.org> or <https://www.norc.org/Research/Projects/Pages/2022-washtenaw-community-survey.aspx>.

Please complete the survey soon. Thank you for taking part in this important research.

Sincerely,



Janet Krasner Aronson, PhD  
Associate Director  
Cohen Center at Brandeis University



Dan Gaylin  
President and CEO  
NORC at the University of Chicago



**Brandeis**  
UNIVERSITY

**NORC** at the  
University of  
Chicago

**For Russian speaking community members: Пожалуйста позвони (877) 268-1125**

For Spanish speaking community members: Por favor llámenos a (877) 319-2553

Subject: You're invited to take part in an important study!

Having trouble viewing this email? [View it in your browser.](#)

## Washtenaw County Speaks Community Study

Dear Washtenaw County Community Member,

**Your voice matters, now more than ever.** The past several years have been challenging for many, and local organizations need information from community members to plan for future programs and services. The Washtenaw County Speaks! Community Study is gathering information about the diverse needs and interests of the community members to inform the work of local organizations. We are reaching out to a large and diverse cross section of households for this study. Make sure your views are represented by taking the survey.

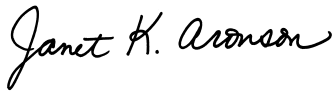
The Cohen Center at Brandeis University is partnering with NORC at the University of Chicago, an independent research institution, to conduct this study. Your household has been selected to represent other households like yours in the Washtenaw County area. Any information you provide is completely confidential. Your individual responses will not be shared outside of the research team at the Cohen Center and NORC.

To take the survey, **click this [link](#)**. If you prefer to not click a link, please go to <http://WCSpeaks.norc.org> and enter **your survey access code which is [P\_PIN]**. To take the survey by phone, call (877) 319-2553.

The survey should take 30 minutes to complete. If you need to step away, you can exit and re-enter the survey where you left off. Participation in this survey is by invitation only. Anyone in your household age 18 or older can complete this survey, but do not share or forward this survey outside of your household. We appreciate your cooperation.

If you have questions, email [WCSpeaks@norc.org](mailto:WCSpeaks@norc.org) or call (877) 319-2553. For more information, visit <http://WCSpeaks.norc.org> or <https://www.norc.org/Research/Projects/Pages/2022-washtenaw-community-survey.aspx>.

Please get started as soon as you can. Thank you for taking part in this important research. Sincerely,



Janet Krasner Aronson, PhD  
Associate Director  
Cohen Center at Brandeis University



Dan Gaylin  
President and CEO  
NORC at the University of Chicago



**For Russian speaking community members:** Пожалуйста позвоните (877) 268-1125

**For Spanish speaking community members:** Por favor llámenos a (877) 319-2553

This email is intended for [P\_NAME] [P\_PIN].

Need more help? Email [WCSpeaks@norc.org](mailto:WCSpeaks@norc.org) or call toll-free (877) 319-2553. **NORC Support:** 55 E Monroe St, 19th Floor, Chicago, IL 60603. Copyright NORC at the University of Chicago 2022. Use of any content or images is prohibited without prior written approval. If you would like to unsubscribe to these emails, please reply to this email with "unsubscribe" in the email text.

# Washtenaw County Speaks

## What is the survey about?

The survey will ask you about different issues facing residents of the Washtenaw County area. The information collected will be used to evaluate services and programs, assess needs, and inform decision-makers about how to best plan and support the Washtenaw County area community.

## What does it mean to participate?

- The survey is completely voluntary – you can choose whether to participate.
- You can skip any question you wish.
- The survey may take about 30 minutes to complete.
- You can complete it in more than one sitting if you would like to take a break.
- You must live in the Washtenaw County area for at least part of the year to participate.
- Participation in this survey is by invitation only. Anyone age 18 or older in your household can complete this survey, but do not share or forward this survey outside of your household. We appreciate your cooperation.

## Who is conducting the study?

This study is being conducted by a partnership between the Cohen Center at Brandeis University and NORC at the University of Chicago. Please visit <http://WCSpeaks.norc.org> or [NORC WEB PAGE] for more information about the study.

## Why should I complete the survey?

This is a chance for you to be part of an important research study and for your voice to be heard.

## How was I selected?

This survey is by invitation only. We randomly selected your address from all home addresses in the Washtenaw County area. This means that when you respond, you represent hundreds of other Washtenaw County area residents like you. When all completed surveys are combined, they represent a snapshot of all Washtenaw County area households.

## How will you protect my privacy?

All information is kept in password-protected files. These files are only available to the research teams at NORC and the Cohen Center at Brandeis University. The files will not be released to any outside organization.

Only combined data will be reported. Although data that do not identify individuals will be kept indefinitely and may be used in other research, all identifying data will be destroyed at the end of the project.

## Questions about the study?

Contact NORC at [WCSpeaks@norc.org](mailto:WCSpeaks@norc.org) or [800#].

## Concerns about the research

This research was approved by an office/committee that oversees the ethics of research at Brandeis University. If you have any questions about your rights as a participant, contact them at 781-736-8133 or [hppp-group@brandeis.edu](mailto:hppp-group@brandeis.edu). Please include “Washtenaw County Speaks” in your message.

